

FORM 603

Corporations Act 2001

Section 671B

Notice of initial substantial holder**To: Company Name/Scheme: SANDFIRE RESOURCES NL**ACN/ARSN: **105 154 185****1. Details of substantial holder**

Name: Commonwealth Bank of Australia ACN 123 123 124 (CBA) and its related bodies corporate listed in annexure A

The holder became a substantial holder on: **06/10/2016****2. Details of voting power**

The total number of votes attached to all the voting shares in the company or voting interests in the scheme that the substantial holder or an associate had a relevant interest in on the date the substantial holder became a substantial holder are as follows.

Class of securities	Number of securities	Person's votes	Voting power (%)
Fully Paid ordinary shares	6,394,388	6,394,388	4.05

For the Securities (if any) listed below see NOTE 1 at the end of this form

Class of securities	Number of securities	Person's votes	Voting power (%)
Fully Paid ordinary shares	1,556,507	1,556,507	0.98

Class of securities	Number of securities	Person's votes	Voting power (%)
GRAND TOTAL Fully paid ordinary shares	7,950,895	7,950,895	5.04

3. Details of relevant interests

The nature of the relevant interest the substantial holder or an associate had in the following voting securities on the date the substantial holder became a substantial holder are as follows:

Holder of relevant interest	Nature of relevant interest	Class and number of securities
CBA Markets Limited ACN 003 485 952	<p>Relevant interest under paragraph 608(1)(b) and/or 608(1)(c) of the Corporations Act 2001 (Cth), being a relevant interest arising as a result of having the power to control the exercise of the right to vote attached to securities and/or to control the exercise of the power to dispose of securities in a proprietary capacity (including as a result of underwriting activities). In addition, if any OTC derivatives, warrants or other securities (other than ordinary shares or ordinary units (as applicable)) are referred to below in this row, the relevant interest in respect of those securities arises under subsection 608(8) being an accelerated relevant interest held in the same capacity.</p> <p>Nature of relevant interest derived from; ordinary shares 333,301</p>	<p>333,301 Fully paid ordinary shares</p> <p>(including 118,125 borrowed from Barclays Capital Securities Ltd, see Annexure C)</p>
Avanteos Investments Limited ACN 096 259 979	<p>Relevant interest under paragraph 608(1)(a), 608(1)(b) and 608(1)(c) of the Corporations Act 2001 (Cth), being a relevant interest arising as a result of being the registered holder of the relevant securities in its capacity as a superannuation trustee. In addition, if any OTC derivatives, warrants or other securities (other than ordinary shares or ordinary units (as applicable)) are referred to below in this row, the relevant interest in respect of those securities arises under subsection 608(8) being an accelerated relevant interest held in the same capacity.</p> <p>Nature of relevant interest derived from; ordinary shares 300</p>	<p>300 Fully paid ordinary shares</p>
Colonial First State Investments Limited ACN 002 348 352	<p>Relevant interest under paragraph 608(1)(b) and/or 608(1)(c) of the Corporations Act 2001 (Cth), being a relevant interest arising from having the power to control the exercise of the right to vote attached to securities and/or to control the exercise of the power to dispose of securities in its capacity as a responsible entity of a managed investment scheme (which managed investment scheme is managed by Colonial First Statement Investments Limited or a related body corporate). In addition, if any OTC derivatives, warrants or other securities (other than ordinary shares or ordinary units (as applicable)) are referred to below in this row, the relevant interest in respect of those securities arises under subsection 608(8) being an accelerated relevant interest held in the same capacity.</p> <p>Nature of relevant interest derived from; ordinary shares 57,854</p>	<p>57,854 Fully paid ordinary shares</p>
Colonial First State Investments Limited (Note 1)	Relevant interest under paragraph 608(1)(b) and/or	<p>1,556,507 Fully paid ordinary shares</p>

ACN 002 348 352	<p>608(1)(c) of the Corporations Act 2001 (Cth), being a relevant interest arising from having the residual power to control the exercise of the right to vote attached to securities and/or to control the exercise of the power to dispose of securities in its capacity as a responsible entity of a managed investment scheme (which managed investment scheme is not managed by either Colonial First State Investments Limited or a related body corporate). In addition, if any OTC derivatives, warrants or other securities (other than ordinary shares or ordinary units (as applicable)) are referred to below in this row, the relevant interest in respect of those securities arises under subsection 608(8) being a residual accelerated relevant interest held in the same capacity. Colonial First State Investments Limited has authorised the manager of each such managed investment scheme to exercise the powers referred to in paragraph 608(1)(b) and/or 608(1)(c) of the Corporations Act 2001 (Cth) in relation to those securities managed by the manager to the exclusion of Colonial First State Investments Limited except for provisions allowing Colonial First State Investments Limited to terminate the agreement with the manager or to exercise those powers where the agreement is terminated.</p> <p>Nature of relevant interest derived from; ordinary shares 1,556,507</p>	(including 107,161 borrowed from UBS AG (Agreement 2), see Annexure C)
Realindex Investments Pty Limited ACN 133 312 017	<p>Relevant interest under paragraph 608(1)(b) and/or 608(1)(c) of the Corporations Act 2001 (Cth), being a relevant interest arising from having the power to control the exercise of the right to vote attached to securities and/or to control the exercise of the power to dispose of securities in its capacity as investment manager, as provided for under its investment mandates. In addition, if any OTC derivatives, warrants or other securities (other than ordinary shares or ordinary units (as applicable)) are referred to below in this row, the relevant interest in respect of those securities arises under subsection 608(8) being an accelerated relevant interest held in the same capacity.</p> <p>Nature of relevant interest derived from; ordinary shares 1,472,863</p>	<p>1,472,863 Fully paid ordinary shares</p>
Commonwealth Bank Officers Superannuation Corporation Pty Limited ACN 074 519 798	<p>Relevant interest under paragraph 608(1)(b) and/or 608(1)(c) of the Corporations Act 2001 (Cth), being a relevant interest arising from having the power to control the exercise of the right to vote attached to securities and/or to control the exercise of the power to dispose of securities in its capacity as trustee for the Officers' Superannuation Fund. In addition, if any OTC derivatives, warrants or other securities (other than ordinary shares or ordinary units (as applicable)) are referred to below in this row, the relevant interest in respect of those securities arises under subsection 608(8) being an accelerated relevant interest held in the same capacity.</p> <p>Nature of relevant interest derived from;</p>	<p>33,955 Fully paid ordinary shares</p>

	ordinary shares 33,955	
Colonial First State Asset Management (Australia) Limited ACN 114 194 311	<p>Relevant interest under paragraph 608(1)(b) and/or 608(1)(c) of the Corporations Act 2001 (Cth), being a relevant interest arising from having the power to control the exercise of the right to vote attached to securities and/or to control the exercise of the power to dispose of securities in its capacity as investment manager (as provided for under its investment mandates). In addition, if any OTC derivatives, warrants or other securities (other than ordinary shares or ordinary units (as applicable)) are referred to below in this row, the relevant interest in respect of those securities arises under subsection 608(8) being an accelerated relevant interest held in the same capacity.</p> <p>Nature of relevant interest derived from; ordinary shares 4,496,115</p>	<p>4,496,115 Fully paid ordinary shares</p>
Colonial First State Investments Limited ACN 002 348 352	<p>Relevant interest under paragraph 608(1)(b) and/or 608(1)(c) of the Corporations Act 2001 (Cth), being a relevant interest arising from having the power to control the exercise of the right to vote attached to securities and/or to control the exercise of the power to dispose of securities in its capacity as a responsible entity of a managed investment scheme (which managed investment scheme is managed by Colonial First Statement Investments Limited or a related body corporate). In addition, if any OTC derivatives, warrants or other securities (other than ordinary shares or ordinary units (as applicable)) are referred to below in this row, the relevant interest in respect of those securities arises under subsection 608(8) being an accelerated relevant interest held in the same capacity.</p> <p>Nature of relevant interest derived from; ordinary shares 5,106,517</p>	<p>5,106,517 Fully paid ordinary shares (including 107,161 borrowed from UBS AG (Agreement 2), see Annexure C)</p>
ASB Group Investments Limited Company Number 533945	<p>Relevant interest under paragraph 608(1)(b) and/or 608(1)(c) of the Corporations Act 2001 (Cth), being a relevant interest arising from having the power to control the exercise of the right to vote attached to securities and/or to control the exercise of the power to dispose of securities in its capacity as investment manager, as provided for under its investment mandates, as a life company holding statutory funds and as the responsible entity or manager of a managed investment scheme. In addition, if any OTC derivatives, warrants or other securities (other than ordinary shares or ordinary units (as applicable)) are referred to below in this row, the relevant interest in respect of those securities arises under subsection 608(8) being an accelerated relevant interest held in the same capacity.</p> <p>Nature of relevant interest derived from; ordinary shares 43,013</p>	<p>43,013 Fully paid ordinary shares</p>
First State Investments (Hong Kong) Ltd ACN 206616	Relevant interest under paragraph 608(1)(b) and/or 608(1)(c) of the Corporations Act 2001 (Cth), being a	<p>57,854 Fully paid ordinary shares</p>

	<p>relevant interest arising from having the power to control the exercise of the right to vote attached to securities and/or to control the exercise of the power to dispose of securities in its capacity as discretionary investment manager, as provided for under its investment mandates. In addition, if any OTC derivatives, warrants or other securities (other than ordinary shares or ordinary units (as applicable)) are referred to below in this row, the relevant interest in respect of those securities arises under subsection 608(8) being an accelerated relevant interest held in the same capacity.</p> <p>Nature of relevant interest derived from; ordinary shares 57,854</p>	
Colonial First State Investments Limited ACN 002 348 352	<p>Relevant interest under paragraph 608(1)(b) and/or 608(1)(c) of the Corporations Act 2001 (Cth), being a relevant interest arising from having the power to control the exercise of the right to vote attached to securities and/or to control the exercise of the power to dispose of securities in its capacity as a responsible entity of a managed investment scheme (which managed investment scheme is managed by Colonial First Statement Investments Limited or a related body corporate). In addition, if any OTC derivatives, warrants or other securities (other than ordinary shares or ordinary units (as applicable)) are referred to below in this row, the relevant interest in respect of those securities arises under subsection 608(8) being an accelerated relevant interest held in the same capacity.</p> <p>Nature of relevant interest derived from; ordinary shares 978,393</p>	<p>978,393 Fully paid ordinary shares</p>
Realindex Investments Pty Limited ACN 133 312 017	<p>Relevant interest under paragraph 608(1)(b) and/or 608(1)(c) of the Corporations Act 2001 (Cth), being a relevant interest arising from having the power to control the exercise of the right to vote attached to securities and/or to control the exercise of the power to dispose of securities in its capacity as investment manager, as provided for under its investment mandates. In addition, if any OTC derivatives, warrants or other securities (other than ordinary shares or ordinary units (as applicable)) are referred to below in this row, the relevant interest in respect of those securities arises under subsection 608(8) being an accelerated relevant interest held in the same capacity.</p> <p>Nature of relevant interest derived from; ordinary shares 1,436,384</p>	<p>1,436,384 Fully paid ordinary shares</p>
Colonial First State Asset Management (Australia) Limited ACN 114 194 311	<p>Relevant interest under paragraph 608(1)(b) and/or 608(1)(c) of the Corporations Act 2001 (Cth), being a relevant interest arising from having the power to control the exercise of the right to vote attached to securities and/or to control the exercise of the power to dispose of securities in its capacity as investment manager (as provided for under its investment mandates). In addition, if any OTC derivatives, warrants or other securities (other than ordinary shares or ordinary units</p>	<p>3,029,768 Fully paid ordinary shares</p>

	<p>(as applicable)) are referred to below in this row, the relevant interest in respect of those securities arises under subsection 608(8) being an accelerated relevant interest held in the same capacity.</p> <p>Nature of relevant interest derived from; ordinary shares 3,029,768</p>	
First State Investments (Singapore) ACN 196900420D	<p>Relevant interest under paragraph 608(1)(b) and/or 608(1)(c) of the Corporations Act 2001 (Cth), being a relevant interest arising from having the power to control the exercise of the right to vote attached to securities and/or to control the exercise of the power to dispose of securities in its capacity as discretionary investment manager, as provided for under its investment mandates. In addition, if any OTC derivatives, warrants or other securities (other than ordinary shares or ordinary units (as applicable)) are referred to below in this row, the relevant interest in respect of those securities arises under subsection 608(8) being an accelerated relevant interest held in the same capacity.</p> <p>Nature of relevant interest derived from; ordinary shares 69,373</p>	<p>69,373 Fully paid ordinary shares</p>
First State Investment Management (UK) Limited ACN SC0 477 08	<p>Relevant interest under paragraph 608(1)(b) and/or 608(1)(c) of the Corporations Act 2001 (Cth), being a relevant interest arising from having the power to control the exercise of the right to vote attached to securities and/or to control the exercise the power to dispose of securities in its capacity as discretionary investment manager, as provided for under its investment mandates. In addition, if any OTC derivatives, warrants or other securities (other than ordinary shares or ordinary units (as applicable)) are referred to below in this row, the relevant interest in respect of those securities arises under subsection 608(8) being an accelerated relevant interest held in the same capacity.</p> <p>Nature of relevant interest derived from; ordinary shares 412,047</p>	<p>412,047 Fully paid ordinary shares</p>

4. Details of present registered holders

The persons registered as holders of the securities referred to in paragraph 3 above are as follows

Holder of relevant interest	Registered holder of securities	Person entitled to be registered as holder	Class and number of securities
CBA Markets Limited ACN 003 485 952	Share Direct Nominees Pty Limited		333,301 Fully paid ordinary shares
Avanteos Investments Limited ACN 096 259 979	Avanteos Investments Limited		300 Fully paid ordinary shares
Colonial First State Investments Limited ACN 002 348 352	HSBC UK		57,854 Fully paid ordinary shares
Colonial First State Investments Limited (Note 1) ACN 002 348 352	Citicorp Nominees Pty Limited (Australia)		668,410 Fully paid ordinary shares
Colonial First State Investments Limited (Note 1) ACN 002 348 352	Northern Trust Company		50,274 Fully paid ordinary shares
Colonial First State Investments Limited (Note 1) ACN 002 348 352	UBS Nominees Pty Ltd		275,233 Fully paid ordinary shares
Colonial First State Investments Limited (Note 1) ACN 002 348 352	Citibank N A Hong Kong		562,590 Fully paid ordinary shares
Realindex Investments Pty Limited ACN 133 312 017	National Bank Nominees Pty Limited		65,496 Fully paid ordinary shares
Realindex Investments Pty Limited ACN 133 312 017	Citibank N A Hong Kong		1,407,367 Fully paid ordinary shares
Commonwealth Bank Officers Superannuation Corporation Pty Limited ACN 074 519 798	Citicorp Nominees Pty Limited (Australia)		33,955 Fully paid ordinary shares
Colonial First State Asset Management (Australia) Limited ACN 114 194 311	State Street Global Services		412,047 Fully paid ordinary shares
Colonial First State Asset Management (Australia) Limited ACN 114 194 311	Citicorp Nominees Pty Limited (Australia)		1,923,924 Fully paid ordinary shares
Colonial First State Asset Management (Australia) Limited ACN 114 194 311	State Street Global Advisors (Australia) Limited		389,030 Fully paid ordinary shares
Colonial First State Asset Management (Australia)	Northern Trust Company		715,813 Fully paid ordinary shares

Limited ACN 114 194 311			
Colonial First State Asset Management (Australia) Limited ACN 114 194 311	Brown Brothers Harriman		51,837 Fully paid ordinary shares
Colonial First State Asset Management (Australia) Limited ACN 114 194 311	Citibank N A London		198,369 Fully paid ordinary shares
Colonial First State Asset Management (Australia) Limited ACN 114 194 311	BNP Paribas Securities		227,746 Fully paid ordinary shares
Colonial First State Asset Management (Australia) Limited ACN 114 194 311	The Bank of New York Mellon Corp		18,666 Fully paid ordinary shares
Colonial First State Asset Management (Australia) Limited ACN 114 194 311	Citibank N A Hong Kong		558,683 Fully paid ordinary shares

5. Consideration

The consideration paid for each relevant interest referred to in paragraph 3 above, and acquired in the four months prior to the day that the substantial holder became a substantial holder is as follows:

Holder of relevant interest	Date of acquisition	Consideration-Cash	Consideration-Non-Cash	Class and number of securities
See annexure B to this notice				

6. Associates

The reasons the persons named in paragraph 3 above are associates of the substantial holder are as follows:

Name and ACN/ARSN (if applicable)	Nature of association
ASB Group Investments Limited Company Number 533945	An indirect wholly-owned subsidiary, and therefore related body corporate, of Commonwealth Bank of Australia
First State Investments (Hong Kong) Ltd ACN 206616	An indirect wholly-owned subsidiary, and therefore related body corporate, of Commonwealth Bank of Australia
Commonwealth Bank Officers Superannuation Corporation Pty Limited ACN 074 519 798	A direct wholly-owned subsidiary, and therefore related body corporate, of Commonwealth Bank of Australia
Colonial First State Asset Management (Australia) Limited ACN 114 194 311	An indirect wholly-owned subsidiary, and therefore related body corporate, of Commonwealth Bank of Australia
First State Investment Management (UK) Limited ACN SC0 477 08	An indirect wholly-owned subsidiary, and therefore related body corporate, of Commonwealth Bank of Australia
Avanteos Investments Limited ACN 096 259 979	An indirect wholly-owned subsidiary, and therefore related body corporate, of Commonwealth Bank of Australia
Realindex Investments Pty Limited ACN 133 312 017	An indirect wholly-owned subsidiary, and therefore related body corporate, of Commonwealth Bank of Australia
CBA Markets Limited ACN 003 485 952	An indirect wholly-owned subsidiary, and therefore related body corporate, of Commonwealth Bank of Australia
First State Investments (Singapore) ACN 196900420D	An indirect wholly-owned subsidiary, and therefore related body corporate, of Commonwealth Bank of Australia
Colonial First State Investments Limited ACN 002 348 352	An indirect wholly-owned subsidiary, and therefore related body corporate, of Commonwealth Bank of Australia
Sovereign Services Limited ACN 969417	An indirect wholly-owned subsidiary, and therefore related body corporate, of Commonwealth Bank of Australia
The Colonial Mutual Life Assurance Society Limited ACN 004 021 809	An indirect wholly-owned subsidiary, and therefore related body corporate, of Commonwealth Bank of Australia

7. Addresses

The addresses of persons named in this form are as follows:

Name	Address
ASB Group Investments Limited Company Number 533945	Level 2, ASB North Wharf, 12 Jellicoe Street, Auckland, 1010 , New Zealand
First State Investments (Hong Kong) Ltd ACN 206616	25th Floor, One Exchange Square, Central, Hong Kong
Commonwealth Bank Officers Superannuation Corporation Pty Limited ACN 074 519 798	Level 11 Tower 1, 201 Sussex St Sydney NSW 2001
Colonial First State Asset Management (Australia) Limited ACN 114 194 311	Ground Floor Tower 1, 201 Sussex Street, Sydney, NSW, 2000, Australia
First State Investment Management (UK) Limited ACN SC0 477 08	23 St Andrew Square Edinburgh EH2 1BB
Avanteos Investments Limited ACN 096 259 979	Ground Floor Tower 1, 201 Sussex Street, Sydney, NSW, 2000, Australia
Realindex Investments Pty Limited ACN 133 312 017	Ground Floor Tower 1, 201 Sussex Street, Sydney, NSW, 2000, Australia
CBA Markets Limited ACN 003 485 952	Ground Floor Tower 1, 201 Sussex Street, Sydney, NSW, 2000, Australia
First State Investments (Singapore) ACN 196900420D	38 Beach Road, #06-11 South Beach Tower, SINGAPORE, 189767
Colonial First State Investments Limited ACN 002 348 352	Ground Floor Tower 1, 201 Sussex Street, Sydney, NSW, 2000, Australia
Sovereign Services Limited ACN 969417	Level 2, ASB North Wharf, 12 Jellicoe Street, Auckland, 1010 , New Zealand
The Colonial Mutual Life Assurance Society Limited ACN 004 021 809	Ground Floor Tower 1, 201 Sussex Street, Sydney, NSW, 2000, Australia

8. Signature

NOTE 1--(This note is relevant to section 2,3,4 and 5)

The relevant interests in these securities:

- a) are/were held by Colonial First State Investments Limited (CFS) as responsible entity of the specified registered managed investment schemes and relate(d) to holdings in connection with the Colonial First State First Choice product range. Decisions to buy/sell those securities and exercise voting rights in relation to those securities are made by managers to whom CFS has outsourced those functions. By instrument dated 29 October 2001 the Australian Securities and Investments Commission ("ASIC") has granted certain relief to CFS and its related bodies corporate for these holdings from the applicable provisions of Chapter 6 of the Corporations Act in relation to the acquisition of or increase in voting power of such securities (the Manager Relief). These managers are not associates of, other than by virtue of an agreement in accordance with the terms of the Manager Relief, the Commonwealth Bank of Australia group; or
- b) are/were held by or for the benefit of specified index funds where the funds have an objective of maintaining a portfolio tracking error less than 0.5% per annum. ASIC has granted certain relief to CFS and its related bodies corporate for these holdings from the applicable provisions of Chapter 6 of the Corporations Act in relation to the acquisition of or increase in voting power of such securities.




Dated the 11 day of October 2016

Carla Collingwood-Company Secretary

Annexure A

This is annexure A referred to in Form 603, Notice of initial substantial holder dated **06/10/2016**



Carla Collingwood

Company Secretary

Dated the 11 October 2016

SCHEDULE

AEGIS CORRECTIONAL PARTNERSHIP PTY LTD	CBA A320 6749 PTY LIMITED
AEGIS LIMITED	CBA A320 AIRCRAFT NO1 PTY LTD
AHL HOLDINGS PTY LIMITED	CBA A330 1427 Pty Ltd
ALTONA V6 PTY LIMITED	CBA A330 1453 PTY LIMITED
ASB BANK LIMITED	CBA AIR A320 2714 PTY LIMITED
ASB CAPITAL LIMITED (NZX-ASBPA)	CBA AIR PTY LTD
ASB CAPITAL NO.2 LIMITED (NZX-ASBPB)	CBA ASSET FINANCE (NZ) LIMITED
ASB FINANCE LIMITED	CBA ASSET HOLDINGS (NZ) LIMITED
ASB FUNDING LIMITED	CBA B377 37091 PTY LTD
ASB GROUP (LIFE) LIMITED	CBA B738 39822 PTY LIMITED
ASB GROUP INVESTMENTS LIMITED	CBA B773 60333 PTY LIMITED
ASB HOLDINGS LIMITED	CBA CAPITAL AUSTRALIA PTY LIMITED
ASB MANAGEMENT SERVICES LIMITED	CBA CAPITAL HOLDINGS INC.
ASB NOMINEES LIMITED	CBA CAPITAL TRUST I
ASB SECURITIES LIMITED	CBA CAPITAL TRUST II
ASKLEPIOS LIMITED	CBA CORPORATE SERVICES (NSW) PTY LIMITED
ASPIRE SCHOOLS FINANCING (QLD) PTY LIMITED	CBA CORPORATE SERVICES (VIC) PTY LIMITED
ASPIRE SCHOOLS HOLDINGS (QLD) PTY LIMITED	CBA EUROPE LIMITED
AUSIEX NOMINEES PTY LIMITED	CBA FUNDING (NZ) LIMITED
AUSTRALIAN INVESTMENT EXCHANGE LIMITED	CBA FUNDING HOLDINGS PTY LTD
AVANTEOS INVESTMENTS LIMITED	CBA FUNDING TRUST I
AVANTEOS PTY LTD	CBA INTERNATIONAL FINANCE PTY. LIMITED
BANK OF HANGZHOU CO. LTD	CBA INTERNATIONAL FINANCIAL SERVICES
BANKWEST FOUNDATION LIMITED	LIMITED (formerly known as COMMBANK
BDELTA VESSEL NO 1 PTY LTD	MANAGEMENT CONSULTING (ASIA) COMPANY
BDELTA VESSEL NO 2 PTY LTD	LIMITED)
BDELTA VESSEL NO 3 PTY LTD	CBA INVESTMENTS (NO.4) LIMITED
BDELTA VESSEL NO 4 PTY LTD	CBA IT CO PTY LIMITED (PENDING
BOCOMMLIFE INSURANCE COMPANY LIMITED	DEREGISTRATION 16/8/16)
BOND INVESTMENTS NO 1 LIMITED	CBA MARKETS LIMITED
BOND INVESTMENTS UK LIMITED	CBA MTE RAIL COMPANY PTY LIMITED
BW FINANCIAL ADVICE LIMITED	CBA NZ HOLDING LIMITED
BW SECURITISATION MANAGEMENT PTY LTD	CBA RAIL & TRAM COMPANY PTY LIMITED
BWA GROUP SERVICES PTY LTD	CBA ROLLING STOCK COMPANY NO.1 PTY
BWA INTELLECTUAL PROPERTY HOLDINGS	LIMITED
LIMITED	CBA SA HOLDINGS PROPRIETARY LIMITED
CAPITAL 121 PTY LIMITED	CBA SERVICES SINGAPORE PTE LTD
CARDS NZ LIMITED	CBA SPECIALISED FINANCING PTY LIMITED
CBA (EUROPE) FINANCE LTD (IN LIQUIDATION)	CBA STAFF COMMUNITY FUND LIMITED
CBA A319 4624 PTY LIMITED	CBA USD FUNDING LIMITED
CBA A319 4635 PTY LIMITED	CBA USD INVESTMENTS PTY LIMITED
CBA A320 4077 PTY LTD	CBFC LEASING PTY. LIMITED
CBA A320 4948 PTY LIMITED	CBFC LIMITED
CBA A320 5156 PTY LIMITED	CFS Newham Limited
CBA A320 5249 PTY LTD	CFSPAI EUROPE CO LIMITED (formerly known as
CBA A320 5289 PTY LTD	CFSPAI MALTA CO LIMITED)
CBA A320 5638 PTY LTD	CFSPAI EUROPE HOLDCO LIMITED (formerly known


as CFSPAI MALTA HOLDCO LIMITED)
 CHRISTMAS BREAK PTY LTD
 CHULLORA EQUITY INVESTMENT (NO 1) PTY
 LIMITED
 CHULLORA EQUITY INVESTMENT (NO 2) PTY
 LIMITED
 CHULLORA EQUITY INVESTMENT (NO 3) PTY
 LIMITED
 CIPL ARARAT PTY LTD
 CIPL SA SCHOOLS PTY LTD
 CISL (NO.1) PTY LIMITED
 CM-SOMERTON PTY. LTD.
 CMG ASIA LIFE HOLDINGS LIMITED
 CMG ASIA PTY LTD
 COLLATERAL LEASING PTY LTD
 Colonial (UK) Trustees Limited
 COLONIAL FIRST STATE ASSET MANAGEMENT
 (AUSTRALIA) LIMITED
 COLONIAL FIRST STATE GROUP LIMITED
 COLONIAL FIRST STATE INFRASTRUCTURE
 HOLDINGS LIMITED
 COLONIAL FIRST STATE INFRASTRUCTURE
 MANAGERS (AUSTRALIA) PTY LTD
 Colonial First State Investment Managers (UK) Limited
 COLONIAL FIRST STATE INVESTMENTS LIMITED
 COLONIAL FIRST STATE MANAGED
 INFRASTRUCTURE LIMITED
 COLONIAL HOLDING COMPANY LIMITED
 COLONIAL MUTUAL SUPERANNUATION PTY. LTD.
 COLONIAL SERVICES PTY LIMITED
 COMMBANK EUROPE LIMITED
 COMMBANK MANAGEMENT CONSULTING
 (SHANGHAI) COMPANY LIMITED
 COMMFOUNDATION PTY LIMITED
 COMMONWEALTH AUSTRALIA SECURITIES LLC
 COMMONWEALTH BANK OF AUSTRALIA
 COMMONWEALTH BANK OF AUSTRALIA
 (CHENG'AN) COUNTY BANK CO. LTD.
 COMMONWEALTH BANK OF AUSTRALIA (CIXIAN)
 COUNTY BANK CO. LTD
 COMMONWEALTH BANK OF AUSTRALIA
 (DENG FENG) COUNTY BANK CO. LTD
 COMMONWEALTH BANK OF AUSTRALIA
 (HANDANXIAN) COUNTY BANK CO. LTD.
 COMMONWEALTH BANK OF AUSTRALIA (JIYUAN)
 COUNTY BANK CO. LTD
 COMMONWEALTH BANK OF AUSTRALIA (LANKAO)
 COUNTY BANK CO. LTD
 COMMONWEALTH BANK OF AUSTRALIA
 (LUANCHENG) COUNTY BANK CO. LTD
 COMMONWEALTH BANK OF AUSTRALIA (MIANCHI)
 COUNTY BANK CO. LTD
 COMMONWEALTH BANK OF AUSTRALIA (SHEXIAN)
 COUNTY BANK CO. LTD
 COMMONWEALTH BANK OF AUSTRALIA (UK)
 STAFF BENEFITS SCHEME TRUSTEE COMPANY
 LIMITED
 COMMONWEALTH BANK OF AUSTRALIA (WEIXIAN)
 COUNTY BANK CO. LTD.
 COMMONWEALTH BANK OF AUSTRALIA
 (WENXIAN) COUNTY BANK CO. LTD

COMMONWEALTH BANK OF AUSTRALIA (XINJI)
 COUNTY BANK CO. LTD
 COMMONWEALTH BANK OF AUSTRALIA
 (YICHUAN) COUNTY BANK CO. LTD
 COMMONWEALTH BANK OF AUSTRALIA
 (YONGCHENG) COUNTY BANK CO. LTD
 COMMONWEALTH BANK OF AUSTRALIA
 (YONGNIAN) COUNTY BANK CO. LTD
 COMMONWEALTH BANK OFFICERS
 SUPERANNUATION CORPORATION PTY LIMITED
 Commonwealth Custodial Services Pty Ltd
 COMMONWEALTH DEVELOPMENT BANK OF
 AUSTRALIA PTY LIMITED
 COMMONWEALTH FINANCIAL PLANNING LIMITED
 COMMONWEALTH INSURANCE HOLDINGS LIMITED
 COMMONWEALTH INSURANCE LIMITED
 COMMONWEALTH INVESTMENTS PTY LIMITED
 COMMONWEALTH PRIVATE LIMITED
 COMMONWEALTH SECURITIES LIMITED
 COMMONWEALTH INTERNATIONAL HOLDINGS PTY
 LIMITED
 COMSEC NOMINEES PTY LIMITED
 CORE EQUITY SERVICES NOMINEES PTY LIMITED
 COUNT FINANCIAL LIMITED
 CRYSTAL AVENUE PTY LIMITED
 CTB AUSTRALIA LIMITED
 ELLAS CONTAINER SHIP COMPANY 1 PTY LIMITED
 ELLAS CONTAINER SHIP COMPANY 2 PTY LIMITED
 EMERALD HOLDING COMPANY PTY LIMITED
 EQUIGROUP HOLDINGS PTY LIMITED
 FINANCIAL WISDOM LIMITED
 FINCONNECT (AUSTRALIA) PTY LTD
 FIRST STATE CINDA FUND MANAGEMENT
 COMPANY LIMITED
 First State European Diversified Infrastructure Sarl
 First State Funds Plc
 First State Global Umbrella Fund Public Limited
 Company
 FIRST STATE INFRASTRUCTURE MANAGERS
 (INTERNATIONAL) LIMITED
 First State Investment Management (UK) Limited
 FIRST STATE INVESTMENT MANAGERS (ASIA)
 LIMITED
 First State Investment Services (UK) Limited
 FIRST STATE INVESTMENTS (HONG KONG)
 LIMITED
 FIRST STATE INVESTMENTS (JAPAN) LIMITED
 FIRST STATE INVESTMENTS (NZ) LIMITED
 FIRST STATE INVESTMENTS (SINGAPORE)
 First State Investments (UK Holdings) Limited
 First State Investments (UK) Limited
 FIRST STATE INVESTMENTS (US) LLC
 First State Investments Fund Management Sarl
 First State Investments GIP Management Sarl
 FIRST STATE INVESTMENTS HOLDINGS
 (SINGAPORE) LIMITED
 First State Investments ICVC
 First State Investments International Inc
 First State Investments International Limited
 FIRST STATE NOMINEES (HONG KONG) LIMITED
 FSIB LTD (formerly known as FIRST STATE

INVESTMENTS (BERMUDA) LIMITED	SBN NOMINEES PTY. LIMITED
FSIC Limited (formerly known as First State Investments (Cayman) Limited)	SECURITISATION ADVISORY SERVICES PTY. LIMITED
GT USD FUNDING PTY LIMITED	SECURITISATION MANAGEMENT SERVICES LIMITED
HAZELWOOD INVESTMENT COMPANY PTY LIMITED	SECURITY HOLDING INVESTMENT ENTITY LINKING DEALS LIMITED
HOMEPAATH PTY LIMITED	SENBARY PTY LIMITED
INVERLOCH LEASING PTY LIMITED	SHARE DIRECT NOMINEES PTY LIMITED
INVESTMENT CUSTODIAL SERVICES LIMITED	SHARE INVESTMENTS PTY LIMITED
INVESTORWEB.COM. PTY LIMITED	SI Holdings Limited
IWL BROKING SOLUTIONS PTY LIMITED	SIF RAILWAY NO.1 PTY LIMITED (IN LIQUIDATION)
IWL PTY LIMITED	SIF RAILWAY NO.2 PTY LIMITED (IN LIQUIDATION)
JACQUES MARTIN ADMINISTRATION AND CONSULTING PTY LTD	SOVEREIGN ASSURANCE COMPANY LIMITED
JACQUES MARTIN PTY. LTD.	SOVEREIGN SERVICES LIMITED
LOFT NO 1 PTY LIMITED	SOVEREIGN SUPERANNUATION FUNDS LIMITED
LOFT NO 2 PTY LIMITED	SOVEREIGN SUPERANNUATION TRUSTEES LIMITED
LOFT NO.3 PTY LIMITED	ST ANDREW'S AUSTRALIA PTY LTD
MIS FUNDING NO.1 PTY LIMITED	STATE NOMINEES LTD
MORTGAGE HOLDING TRUST COMPANY LIMITED	SWAN SECURITISATION FINANCE PTY LIMITED (IN LIQUIDATION)
MTE DEBT VEHICLE PTY LTD	SWAN SECURITISATION INVESTMENTS PTY LTD (IN LIQUIDATION)
MTE LESSOR 1 PTY LTD	T.W. CUSTODIANS LIMITED
MTE LESSOR 2 PTY LTD	TANKSTREAM RAIL (BY - 1) PTY LIMITED
MTE LESSOR 3 PTY LTD	TANKSTREAM RAIL (BY - 2) PTY LIMITED
MTE LESSOR 4 PTY LTD	TANKSTREAM RAIL (BY - 3) PTY LIMITED
MTE LESSOR 5 PTY LTD	TANKSTREAM RAIL (BY - 4) PTY LIMITED
MTE NOMINEE PARTNER PTY LTD	TANKSTREAM RAIL (SW - 1) PTY LIMITED
NETSHARE NOMINEES PTY LTD	TANKSTREAM RAIL (SW - 2) PTY LIMITED
NEWPORT LIMITED	TANKSTREAM RAIL (SW - 3) PTY LIMITED
NEWSHELF 1314 (PTY) LTD	TANKSTREAM RAIL (SW - 4) PTY LIMITED
NEWSHELF 1315 (PTY) LTD	TANKSTREAM RAIL (VICTORIA) PTY LIMITED
NIMITZ NOMINEES PTY LIMITED	THE COLONIAL MUTUAL LIFE ASSURANCE SOCIETY LIMITED
ORE & OVERBURDEN PTY LIMITED	TOTAL KEEN INVESTMENT LIMITED
PREFERRED CAPITAL PTY LIMITED	TYME CAPITAL PROPRIETARY LIMITED
PREMIUM ALTERNATIVE INVESTMENTS PTY LIMITED	TYME INFIELD PROPRIETARY LIMITED (formerly know as EDGE FIELD MARKETING PROPRIETARY LTD)
PREMIUM CUSTODY SERVICES PTY LTD	TYME INTELLECTUAL PROPERTIES PROPRIETARY LIMITED
PREMIUM PLANTATIONS PTY LIMITED	TYME INVESTMENTS PROPRIETARY LIMITED
PREMIUM PLANTATIONS SERVICES PTY LTD	TYME TECHNICAL SOLUTIONS PROPRIETARY LIMITED
PT BANK COMMONWEALTH	VATOSCAN PROPRIETARY LIMITED
PT COMMONWEALTH LIFE	VH-VZF PTY LTD
PT FIRST STATE INVESTMENTS INDONESIA QILU BANK CO. LTD.	VH-VZG PTY LTD
REALINDEX INVESTMENTS PTY LIMITED	VH-VZH PTY LTD
RELANCE ACHIEVER PTY LIMITED	VIETNAM INTERNATIONAL BANK (VIETNAM INTERNATIONAL COMMERCIAL JOINT STOCK BANK)
RESIDENTIAL MORTGAGE GROUP PTY LTD	VIPRO PTY LIMITED
ROCK & RUBBLE (DEBT VEHICLE) PTY LIMITED	WESTSIDE PROPERTIES LIMITED
ROCK & RUBBLE (EXISTING) PTY LIMITED	
ROCK & RUBBLE (NEW) PTY LIMITED	
SAF MINING NO.2 PTY LIMITED	
SAF Mining No1 Pty Limited	
SAFE NO1 PTY LTD	
SAFE NO19 PTY LIMITED	
SAFE NO2 PTY LTD	
SAFE NO20 PTY LIMITED	
SAFE NO3 PTY LTD	
SAFE NO4 PTY LIMITED	
SAFE NO9 PTY LIMITED	
SAFE USD HOLDINGS PTY LTD	

Annexure B

This is annexure B referred to in Form 603, Notice of initial substantial holder dated **06/10/2016**



Carla Collingwood

Company Secretary

Dated the 11 October 2016

Colonial First State Asset Management (Australia) Limited ACN 114 194 311

Holder of relevant interest	Date of acquisition	Consideration Cash	Consideration Non-Cash	Class and number of securities
Colonial First State Asset Management (Australia) Limited ACN 114 194 311	Friday, 10 June 2016	90,745.32		16,638 Ordinary shares
Colonial First State Asset Management (Australia) Limited ACN 114 194 311	Wednesday, 21 September 2016	121,412.25		22,500 Ordinary shares
Colonial First State Asset Management (Australia) Limited ACN 114 194 311	Friday, 1 July 2016	17,002.70		3,190 Ordinary shares
Colonial First State Asset Management (Australia) Limited ACN 114 194 311	Thursday, 1 September 2016	18,492.42		3,463 Ordinary shares
Colonial First State Asset Management (Australia) Limited ACN 114 194 311	Friday, 10 June 2016	356,381.80		65,342 Ordinary shares
Colonial First State Asset Management (Australia) Limited ACN 114 194 311	Wednesday, 21 September 2016	712,781.64		132,092 Ordinary shares
Colonial First State Asset Management (Australia) Limited ACN 114 194 311	Friday, 10 June 2016	70,750.59		12,972 Ordinary shares
Colonial First State Asset Management (Australia) Limited ACN 114 194 311	Tuesday, 26 July 2016	1,806,635.74		302,113 Ordinary shares
Colonial First State Asset Management (Australia) Limited ACN	Wednesday, 21 September 2016	114,596.98		21,237 Ordinary shares

114 194 311				
Colonial First State Asset Management (Australia) Limited ACN 114 194 311	Tuesday, 20 September 2016	193,387.53		36,321 Ordinary shares
Colonial First State Asset Management (Australia) Limited ACN 114 194 311	Wednesday, 21 September 2016	9,766.94		1,810 Ordinary shares
Colonial First State Asset Management (Australia) Limited ACN 114 194 311	Thursday, 22 September 2016	139,756.24		25,516 Ordinary shares
Colonial First State Asset Management (Australia) Limited ACN 114 194 311	Friday, 23 September 2016	135,544.55		24,581 Ordinary shares
Colonial First State Asset Management (Australia) Limited ACN 114 194 311	Tuesday, 27 September 2016	131,974.86		25,226 Ordinary shares
Colonial First State Asset Management (Australia) Limited ACN 114 194 311	Thursday, 29 September 2016	128,598.49		24,760 Ordinary shares
Colonial First State Asset Management (Australia) Limited ACN 114 194 311	Tuesday, 4 October 2016	157,945.09		31,132 Ordinary shares
Colonial First State Asset Management (Australia) Limited ACN 114 194 311	Thursday, 6 October 2016	158,156.23		31,570 Ordinary shares
Colonial First State Asset Management (Australia) Limited ACN 114 194 311	Friday, 22 July 2016	163,254.63		26,807 Ordinary shares
Colonial First State Asset Management (Australia) Limited ACN 114 194 311	Friday, 22 July 2016	881,296.08		144,712 Ordinary shares
Colonial First State Asset Management (Australia) Limited ACN 114 194 311	Tuesday, 26 July 2016	803,029.13		137,141 Ordinary shares
Colonial First State Asset Management	Wednesday, 21	129,792.39		24,053 Ordinary shares

(Australia) Limited ACN 114 194 311	September 2016			
Colonial First State Asset Management (Australia) Limited ACN 114 194 311	Wednesday, 22 June 2016	8,450.16		1,644 Ordinary shares
Colonial First State Asset Management (Australia) Limited ACN 114 194 311	Thursday, 7 July 2016	9,473.16		1,774 Ordinary shares
Colonial First State Asset Management (Australia) Limited ACN 114 194 311	Friday, 12 August 2016	51,033.60		8,860 Ordinary shares
Colonial First State Asset Management (Australia) Limited ACN 114 194 311	Tuesday, 20 September 2016	10,277.17		1,931 Ordinary shares
Colonial First State Asset Management (Australia) Limited ACN 114 194 311	Friday, 8 July 2016	10,127.00		1,900 Ordinary shares
Colonial First State Asset Management (Australia) Limited ACN 114 194 311	Friday, 19 August 2016	10,206.00		1,800 Ordinary shares
Colonial First State Asset Management (Australia) Limited ACN 114 194 311	Friday, 10 June 2016	97,884.73		17,947 Ordinary shares
Colonial First State Asset Management (Australia) Limited ACN 114 194 311	Friday, 10 June 2016	135,196.23		24,788 Ordinary shares
Colonial First State Asset Management (Australia) Limited ACN 114 194 311	Wednesday, 21 September 2016	142,748.43		26,454 Ordinary shares

Colonial First State Investments Limited (Note 1) ACN 002 348 352

Holder of relevant interest	Date of acquisition	Consideration Cash	Consideration Non- Cash	Class and number of securities
Colonial First State Investments Limited (Note 1) ACN 002 348	Tuesday, 28 June 2016	16,178.69		3,191 Ordinary shares

352				
Colonial First State Investments Limited (Note 1) ACN 002 348 352	Wednesday, 29 June 2016	2,835.09		550 Ordinary shares
Colonial First State Investments Limited (Note 1) ACN 002 348 352	Monday, 4 July 2016	48,208.11		8,905 Ordinary shares
Colonial First State Investments Limited (Note 1) ACN 002 348 352	Wednesday, 6 July 2016	35,433.88		6,654 Ordinary shares
Colonial First State Investments Limited (Note 1) ACN 002 348 352	Thursday, 7 July 2016	34,767.35		6,501 Ordinary shares
Colonial First State Investments Limited (Note 1) ACN 002 348 352	Friday, 12 August 2016	32,593.09		5,673 Ordinary shares
Colonial First State Investments Limited (Note 1) ACN 002 348 352	Tuesday, 20 September 2016	N/A		31,221 Ordinary shares (borrowed from UBS AG (Agreement 2), see Annexure C)
Colonial First State Investments Limited (Note 1) ACN 002 348 352	Monday, 11 July 2016	463,210.54		84,682 Ordinary shares
Colonial First State Investments Limited (Note 1) ACN 002 348 352	Monday, 11 July 2016	5,640.18		1,033 Ordinary shares
Colonial First State Investments Limited (Note 1) ACN 002 348 352	Tuesday, 12 July 2016	250,143.78		43,962 Ordinary shares
Colonial First State Investments Limited (Note 1) ACN 002 348 352	Wednesday, 20 July 2016	746,224.78		121,997 Ordinary shares
Colonial First State Investments Limited (Note 1) ACN 002 348 352	Friday, 19 August 2016	259,227.58		45,922 Ordinary shares
Colonial First State Investments Limited	Monday, 5 September	210,043.19		40,257 Ordinary shares

(Note 1) ACN 002 348 352	2016			
Colonial First State Investments Limited (Note 1) ACN 002 348 352	Monday, 5 September 2016	82,839.42		15,513 Ordinary shares
Colonial First State Investments Limited (Note 1) ACN 002 348 352	Tuesday, 6 September 2016	87,833.17		16,300 Ordinary shares
Colonial First State Investments Limited (Note 1) ACN 002 348 352	Wednesday, 7 September 2016	130,820.10		24,449 Ordinary shares
Colonial First State Investments Limited (Note 1) ACN 002 348 352	Wednesday, 13 July 2016	240,249.02		38,507 Ordinary shares
Colonial First State Investments Limited (Note 1) ACN 002 348 352	Thursday, 14 July 2016	919,884.69		142,693 Ordinary shares
Colonial First State Investments Limited (Note 1) ACN 002 348 352	Friday, 15 July 2016	917,489.47		138,274 Ordinary shares
Colonial First State Investments Limited (Note 1) ACN 002 348 352	Friday, 15 July 2016	408,969.72		61,453 Ordinary shares
Colonial First State Investments Limited (Note 1) ACN 002 348 352	Monday, 18 July 2016	339,159.32		53,337 Ordinary shares
Colonial First State Investments Limited (Note 1) ACN 002 348 352	Wednesday, 20 July 2016	116,961.21		19,179 Ordinary shares
Colonial First State Investments Limited (Note 1) ACN 002 348 352	Tuesday, 26 July 2016	83,749.22		14,445 Ordinary shares
Colonial First State Investments Limited (Note 1) ACN 002 348 352	Wednesday, 3 August 2016	112,601.58		19,617 Ordinary shares

Colonial First State Investments Limited (Note 1) ACN 002 348 352	Thursday, 4 August 2016	308,994.46		53,784 Ordinary shares
Colonial First State Investments Limited (Note 1) ACN 002 348 352	Friday, 5 August 2016	74,885.18		12,953 Ordinary shares
Colonial First State Investments Limited (Note 1) ACN 002 348 352	Friday, 16 September 2016	476,822.57		87,255 Ordinary shares
Colonial First State Investments Limited (Note 1) ACN 002 348 352	Tuesday, 20 September 2016	143,251.17		26,913 Ordinary shares
Colonial First State Investments Limited (Note 1) ACN 002 348 352	Friday, 8 July 2016	32,492.02		6,076 Ordinary shares
Colonial First State Investments Limited (Note 1) ACN 002 348 352	Tuesday, 12 July 2016	70,673.53		12,329 Ordinary shares
Colonial First State Investments Limited (Note 1) ACN 002 348 352	Friday, 17 June 2016	108,057.03		20,107 Ordinary shares
Colonial First State Investments Limited (Note 1) ACN 002 348 352	Thursday, 14 July 2016	913,877.67		142,302 Ordinary shares
Colonial First State Investments Limited (Note 1) ACN 002 348 352	Thursday, 21 July 2016	315,062.20		51,506 Ordinary shares
Colonial First State Investments Limited (Note 1) ACN 002 348 352	Thursday, 28 July 2016	41,149.78		6,920 Ordinary shares
Colonial First State Investments Limited (Note 1) ACN 002 348 352	Wednesday, 13 July 2016	223,387.50		35,000 Ordinary shares

Colonial First State Investments Limited ACN 002 348 352

Holder of relevant interest	Date of acquisition	Consideration Cash	Consideration Non-Cash	Class and number of securities
Colonial First State Investments Limited ACN 002 348 352	Wednesday, 7 September 2016	5,470.52		1,021 Ordinary shares

Realindex Investments Pty Limited ACN 133 312 017

Holder of relevant interest	Date of acquisition	Consideration Cash	Consideration Non-Cash	Class and number of securities
Realindex Investments Pty Limited ACN 133 312 017	Friday, 22 July 2016	344,036.28		56,492 Ordinary shares

CBA Markets Limited ACN 003 485 952

Holder of relevant interest	Date of acquisition	Consideration Cash	Consideration Non-Cash	Class and number of securities
CBA Markets Limited ACN 003 485 952	Tuesday, 14 June 2016	N/A		51,271 Ordinary shares (borrowed from Barclays Capital Securities Ltd, see Annexure C)
CBA Markets Limited ACN 003 485 952	Wednesday, 15 June 2016	N/A		51,271 Ordinary shares (borrowed from Barclays Capital Securities Ltd, see Annexure C)
CBA Markets Limited ACN 003 485 952	Thursday, 16 June 2016	N/A		51,271 Ordinary shares (borrowed from Barclays Capital Securities Ltd, see Annexure C)
CBA Markets Limited ACN 003 485 952	Friday, 17 June 2016	N/A		51,271 Ordinary shares (borrowed from Barclays Capital Securities Ltd, see Annexure C)
CBA Markets Limited ACN 003 485 952	Tuesday, 21 June 2016	N/A		91,533 Ordinary shares (borrowed from Barclays Capital Securities Ltd, see Annexure C)
CBA Markets Limited ACN 003 485 952	Friday, 24 June 2016	N/A		52,307 Ordinary shares (borrowed from Barclays Capital Securities Ltd, see Annexure C)
CBA Markets Limited ACN 003 485 952	Monday, 27 June 2016	N/A		52,307 Ordinary shares (borrowed from Barclays Capital Securities Ltd,

				see Annexure C)
CBA Markets Limited ACN 003 485 952	Tuesday, 28 June 2016	N/A		97,544 Ordinary shares (borrowed from Barclays Capital Securities Ltd, see Annexure C)
CBA Markets Limited ACN 003 485 952	Wednesday, 29 June 2016	N/A		70,493 Ordinary shares (borrowed from Barclays Capital Securities Ltd, see Annexure C)
CBA Markets Limited ACN 003 485 952	Thursday, 30 June 2016	N/A		30,355 Ordinary shares (borrowed from Barclays Capital Securities Ltd, see Annexure C)
CBA Markets Limited ACN 003 485 952	Friday, 1 July 2016	N/A		30,355 Ordinary shares (borrowed from Barclays Capital Securities Ltd, see Annexure C)
CBA Markets Limited ACN 003 485 952	Wednesday, 6 July 2016	N/A		76,670 Ordinary shares (borrowed from Barclays Capital Securities Ltd, see Annexure C)
CBA Markets Limited ACN 003 485 952	Thursday, 7 July 2016	N/A		132,752 Ordinary shares (borrowed from Barclays Capital Securities Ltd, see Annexure C)
CBA Markets Limited ACN 003 485 952	Friday, 8 July 2016	N/A		173,154 Ordinary shares (borrowed from Barclays Capital Securities Ltd, see Annexure C)
CBA Markets Limited ACN 003 485 952	Monday, 11 July 2016	N/A		227,376 Ordinary shares (borrowed from Barclays Capital Securities Ltd, see Annexure C)
CBA Markets Limited ACN 003 485 952	Tuesday, 12 July 2016	N/A		303,859 Ordinary shares (borrowed from Barclays Capital Securities Ltd, see Annexure C)
CBA Markets Limited ACN 003 485 952	Wednesday, 13 July 2016	N/A		504,069 Ordinary shares (borrowed from Barclays Capital Securities Ltd, see Annexure C)
CBA Markets Limited ACN 003 485 952	Thursday, 14 July 2016	N/A		508,330 Ordinary shares (borrowed from Barclays Capital Securities Ltd, see Annexure C)
CBA Markets Limited	Friday, 15 July 2016	N/A		511,719 Ordinary shares (borrowed from Barclays

ACN 003 485 952				Capital Securities Ltd, see Annexure C)
CBA Markets Limited ACN 003 485 952	Monday, 18 July 2016	N/A		450,433 Ordinary shares (borrowed from Barclays Capital Securities Ltd, see Annexure C)
CBA Markets Limited ACN 003 485 952	Tuesday, 19 July 2016	N/A		441,865 Ordinary shares (borrowed from Barclays Capital Securities Ltd, see Annexure C)
CBA Markets Limited ACN 003 485 952	Wednesday, 20 July 2016	N/A		441,865 Ordinary shares (borrowed from Barclays Capital Securities Ltd, see Annexure C)
CBA Markets Limited ACN 003 485 952	Thursday, 21 July 2016	N/A		477,299 Ordinary shares (borrowed from Barclays Capital Securities Ltd, see Annexure C)
CBA Markets Limited ACN 003 485 952	Friday, 22 July 2016	N/A		447,779 Ordinary shares (borrowed from Barclays Capital Securities Ltd, see Annexure C)
CBA Markets Limited ACN 003 485 952	Friday, 29 July 2016	N/A		505,899 Ordinary shares (borrowed from Barclays Capital Securities Ltd, see Annexure C)
CBA Markets Limited ACN 003 485 952	Monday, 1 August 2016	N/A		508,347 Ordinary shares (borrowed from Barclays Capital Securities Ltd, see Annexure C)
CBA Markets Limited ACN 003 485 952	Tuesday, 2 August 2016	N/A		459,608 Ordinary shares (borrowed from Barclays Capital Securities Ltd, see Annexure C)
CBA Markets Limited ACN 003 485 952	Wednesday, 3 August 2016	N/A		439,168 Ordinary shares (borrowed from Barclays Capital Securities Ltd, see Annexure C)
CBA Markets Limited ACN 003 485 952	Thursday, 4 August 2016	N/A		439,168 Ordinary shares (borrowed from Barclays Capital Securities Ltd, see Annexure C)
CBA Markets Limited ACN 003 485 952	Friday, 5 August 2016	N/A		479,181 Ordinary shares (borrowed from Barclays Capital Securities Ltd, see Annexure C)

CBA Markets Limited ACN 003 485 952	Monday, 8 August 2016	N/A		479,181 Ordinary shares (borrowed from Barclays Capital Securities Ltd, see Annexure C)
CBA Markets Limited ACN 003 485 952	Tuesday, 9 August 2016	N/A		236,189 Ordinary shares (borrowed from Barclays Capital Securities Ltd, see Annexure C)
CBA Markets Limited ACN 003 485 952	Wednesday, 10 August 2016	N/A		251,832 Ordinary shares (borrowed from Barclays Capital Securities Ltd, see Annexure C)
CBA Markets Limited ACN 003 485 952	Thursday, 11 August 2016	N/A		201,699 Ordinary shares (borrowed from Barclays Capital Securities Ltd, see Annexure C)
CBA Markets Limited ACN 003 485 952	Friday, 12 August 2016	N/A		217,238 Ordinary shares (borrowed from Barclays Capital Securities Ltd, see Annexure C)
CBA Markets Limited ACN 003 485 952	Monday, 15 August 2016	N/A		217,238 Ordinary shares (borrowed from Barclays Capital Securities Ltd, see Annexure C)
CBA Markets Limited ACN 003 485 952	Tuesday, 16 August 2016	N/A		217,238 Ordinary shares (borrowed from Barclays Capital Securities Ltd, see Annexure C)
CBA Markets Limited ACN 003 485 952	Wednesday, 17 August 2016	N/A		217,238 Ordinary shares (borrowed from Barclays Capital Securities Ltd, see Annexure C)
CBA Markets Limited ACN 003 485 952	Friday, 19 August 2016	N/A		123,292 Ordinary shares (borrowed from Barclays Capital Securities Ltd, see Annexure C)
CBA Markets Limited ACN 003 485 952	Tuesday, 23 August 2016	N/A		165,038 Ordinary shares (borrowed from Barclays Capital Securities Ltd, see Annexure C)
CBA Markets Limited ACN 003 485 952	Monday, 29 August 2016	N/A		85,092 Ordinary shares (borrowed from Barclays Capital Securities Ltd, see Annexure C)
CBA Markets Limited ACN 003 485 952	Tuesday, 30 August 2016	N/A		56,264 Ordinary shares (borrowed from Barclays Capital Securities Ltd,

				see Annexure C)
CBA Markets Limited ACN 003 485 952	Friday, 2 September 2016	N/A		14,298 Ordinary shares (borrowed from Barclays Capital Securities Ltd, see Annexure C)
CBA Markets Limited ACN 003 485 952	Thursday, 15 September 2016	N/A		240,454 Ordinary shares (borrowed from Barclays Capital Securities Ltd, see Annexure C)
CBA Markets Limited ACN 003 485 952	Friday, 16 September 2016	N/A		218,668 Ordinary shares (borrowed from Barclays Capital Securities Ltd, see Annexure C)
CBA Markets Limited ACN 003 485 952	Monday, 19 September 2016	N/A		202,721 Ordinary shares (borrowed from Barclays Capital Securities Ltd, see Annexure C)
CBA Markets Limited ACN 003 485 952	Tuesday, 20 September 2016	N/A		149,870 Ordinary shares (borrowed from Barclays Capital Securities Ltd, see Annexure C)
CBA Markets Limited ACN 003 485 952	Wednesday, 21 September 2016	N/A		148,660 Ordinary shares (borrowed from Barclays Capital Securities Ltd, see Annexure C)
CBA Markets Limited ACN 003 485 952	Thursday, 22 September 2016	N/A		166,667 Ordinary shares (borrowed from Barclays Capital Securities Ltd, see Annexure C)
CBA Markets Limited ACN 003 485 952	Friday, 23 September 2016	N/A		157,924 Ordinary shares (borrowed from Barclays Capital Securities Ltd, see Annexure C)
CBA Markets Limited ACN 003 485 952	Monday, 26 September 2016	N/A		133,138 Ordinary shares (borrowed from Barclays Capital Securities Ltd, see Annexure C)
CBA Markets Limited ACN 003 485 952	Tuesday, 27 September 2016	N/A		133,138 Ordinary shares (borrowed from Barclays Capital Securities Ltd, see Annexure C)
CBA Markets Limited ACN 003 485 952	Wednesday, 28 September 2016	N/A		133,138 Ordinary shares (borrowed from Barclays Capital Securities Ltd, see Annexure C)
CBA Markets Limited	Thursday, 29 September	N/A		149,874 Ordinary shares (borrowed from Barclays

ACN 003 485 952	2016			Capital Securities Ltd, see Annexure C)
CBA Markets Limited ACN 003 485 952	Monday, 3 October 2016	N/A		149,874 Ordinary shares (borrowed from Barclays Capital Securities Ltd, see Annexure C)
CBA Markets Limited ACN 003 485 952	Tuesday, 4 October 2016	N/A		169,391 Ordinary shares (borrowed from Barclays Capital Securities Ltd, see Annexure C)
CBA Markets Limited ACN 003 485 952	Wednesday, 5 October 2016	N/A		118,125 Ordinary shares (borrowed from Barclays Capital Securities Ltd, see Annexure C)
CBA Markets Limited ACN 003 485 952	Thursday, 6 October 2016	N/A		118,125 Ordinary shares (borrowed from Barclays Capital Securities Ltd, see Annexure C)
CBA Markets Limited ACN 003 485 952	Monday, 6 June 2016	727.56		129 Ordinary shares
CBA Markets Limited ACN 003 485 952	Monday, 6 June 2016	2,323.68		412 Ordinary shares
CBA Markets Limited ACN 003 485 952	Monday, 6 June 2016	3,677.28		652 Ordinary shares
CBA Markets Limited ACN 003 485 952	Monday, 6 June 2016	3,546.90		630 Ordinary shares
CBA Markets Limited ACN 003 485 952	Monday, 6 June 2016	3,976.20		705 Ordinary shares
CBA Markets Limited ACN 003 485 952	Monday, 6 June 2016	3,045.60		540 Ordinary shares
CBA Markets Limited ACN 003 485 952	Monday, 6 June 2016	1,989.25		365 Ordinary shares
CBA Markets Limited ACN 003 485 952	Tuesday, 7 June 2016	6,757.03		1,163 Ordinary shares
CBA Markets Limited ACN 003 485 952	Tuesday, 7 June 2016	656.53		113 Ordinary shares
CBA Markets Limited ACN 003 485 952	Tuesday, 7 June 2016	2,905.00		500 Ordinary shares
CBA Markets Limited ACN 003 485 952	Tuesday, 7 June 2016	77,546.07		13,347 Ordinary shares

CBA Markets Limited ACN 003 485 952	Tuesday, 7 June 2016	1,342.11		231 Ordinary shares
CBA Markets Limited ACN 003 485 952	Tuesday, 7 June 2016	1,254.96		216 Ordinary shares
CBA Markets Limited ACN 003 485 952	Wednesday, 8 June 2016	3,923.60		680 Ordinary shares
CBA Markets Limited ACN 003 485 952	Wednesday, 8 June 2016	1,042.20		180 Ordinary shares
CBA Markets Limited ACN 003 485 952	Wednesday, 8 June 2016	2,981.85		515 Ordinary shares
CBA Markets Limited ACN 003 485 952	Wednesday, 8 June 2016	1,983.75		345 Ordinary shares
CBA Markets Limited ACN 003 485 952	Wednesday, 8 June 2016	427.72		74 Ordinary shares
CBA Markets Limited ACN 003 485 952	Wednesday, 8 June 2016	1,537.48		266 Ordinary shares
CBA Markets Limited ACN 003 485 952	Wednesday, 8 June 2016	3,839.60		662 Ordinary shares
CBA Markets Limited ACN 003 485 952	Wednesday, 8 June 2016	133.17		23 Ordinary shares
CBA Markets Limited ACN 003 485 952	Wednesday, 8 June 2016	4,916.31		861 Ordinary shares
CBA Markets Limited ACN 003 485 952	Wednesday, 8 June 2016	1,990.65		345 Ordinary shares
CBA Markets Limited ACN 003 485 952	Thursday, 9 June 2016	586.81		101 Ordinary shares
CBA Markets Limited ACN 003 485 952	Thursday, 9 June 2016	720.44		124 Ordinary shares
CBA Markets Limited ACN 003 485 952	Thursday, 9 June 2016	139.44		24 Ordinary shares
CBA Markets Limited ACN 003 485 952	Thursday, 9 June 2016	133.63		23 Ordinary shares
CBA Markets Limited ACN 003 485 952	Thursday, 9 June 2016	110.39		19 Ordinary shares
CBA Markets Limited ACN 003 485 952	Thursday, 9 June 2016	40.67		7 Ordinary shares
CBA Markets Limited	Thursday, 9 June 2016	122.01		21 Ordinary shares

ACN 003 485 952				
CBA Markets Limited ACN 003 485 952	Thursday, 9 June 2016	1,632.61		281 Ordinary shares
CBA Markets Limited ACN 003 485 952	Thursday, 9 June 2016	1,522.22		262 Ordinary shares
CBA Markets Limited ACN 003 485 952	Thursday, 9 June 2016	1,972.00		340 Ordinary shares
CBA Markets Limited ACN 003 485 952	Friday, 10 June 2016	507.84		92 Ordinary shares
CBA Markets Limited ACN 003 485 952	Friday, 10 June 2016	1,451.76		263 Ordinary shares
CBA Markets Limited ACN 003 485 952	Friday, 10 June 2016	4,907.70		861 Ordinary shares
CBA Markets Limited ACN 003 485 952	Tuesday, 14 June 2016	50,092.05		9,363 Ordinary shares
CBA Markets Limited ACN 003 485 952	Tuesday, 14 June 2016	36,005.50		6,730 Ordinary shares
CBA Markets Limited ACN 003 485 952	Tuesday, 14 June 2016	15,932.30		2,978 Ordinary shares
CBA Markets Limited ACN 003 485 952	Tuesday, 14 June 2016	4,996.90		934 Ordinary shares
CBA Markets Limited ACN 003 485 952	Wednesday, 15 June 2016	3,839.04		744 Ordinary shares
CBA Markets Limited ACN 003 485 952	Wednesday, 15 June 2016	4,824.60		935 Ordinary shares
CBA Markets Limited ACN 003 485 952	Thursday, 16 June 2016	56,694.75		10,799 Ordinary shares
CBA Markets Limited ACN 003 485 952	Thursday, 16 June 2016	285,039.40		54,190 Ordinary shares
CBA Markets Limited ACN 003 485 952	Thursday, 16 June 2016	8,842.06		1,681 Ordinary shares
CBA Markets Limited ACN 003 485 952	Thursday, 16 June 2016	24,506.34		4,659 Ordinary shares
CBA Markets Limited ACN 003 485 952	Monday, 20 June 2016	1,960.05		365 Ordinary shares
CBA Markets Limited ACN 003 485 952	Monday, 20 June 2016	4,056.21		747 Ordinary shares

CBA Markets Limited ACN 003 485 952	Tuesday, 21 June 2016	31,973.34		5,943 Ordinary shares
CBA Markets Limited ACN 003 485 952	Tuesday, 21 June 2016	1,076.00		200 Ordinary shares
CBA Markets Limited ACN 003 485 952	Tuesday, 21 June 2016	2,227.32		414 Ordinary shares
CBA Markets Limited ACN 003 485 952	Tuesday, 21 June 2016	9,904.58		1,841 Ordinary shares
CBA Markets Limited ACN 003 485 952	Tuesday, 21 June 2016	6,552.84		1,218 Ordinary shares
CBA Markets Limited ACN 003 485 952	Tuesday, 21 June 2016	3,066.60		570 Ordinary shares
CBA Markets Limited ACN 003 485 952	Tuesday, 21 June 2016	952.26		177 Ordinary shares
CBA Markets Limited ACN 003 485 952	Tuesday, 21 June 2016	2,983.13		555 Ordinary shares
CBA Markets Limited ACN 003 485 952	Tuesday, 21 June 2016	585.33		109 Ordinary shares
CBA Markets Limited ACN 003 485 952	Tuesday, 21 June 2016	510.63		95 Ordinary shares
CBA Markets Limited ACN 003 485 952	Tuesday, 21 June 2016	134.38		25 Ordinary shares
CBA Markets Limited ACN 003 485 952	Tuesday, 21 June 2016	53.75		10 Ordinary shares
CBA Markets Limited ACN 003 485 952	Tuesday, 21 June 2016	1,895.61		353 Ordinary shares
CBA Markets Limited ACN 003 485 952	Tuesday, 21 June 2016	1,257.75		234 Ordinary shares
CBA Markets Limited ACN 003 485 952	Tuesday, 21 June 2016	413.88		77 Ordinary shares
CBA Markets Limited ACN 003 485 952	Tuesday, 21 June 2016	666.50		124 Ordinary shares
CBA Markets Limited ACN 003 485 952	Tuesday, 21 June 2016	69.88		13 Ordinary shares
CBA Markets Limited ACN 003 485 952	Tuesday, 21 June 2016	53.70		10 Ordinary shares
CBA Markets Limited	Tuesday, 21 June 2016	134.25		25 Ordinary shares

ACN 003 485 952				
CBA Markets Limited ACN 003 485 952	Tuesday, 21 June 2016	375.90		70 Ordinary shares
CBA Markets Limited ACN 003 485 952	Tuesday, 21 June 2016	1,922.46		358 Ordinary shares
CBA Markets Limited ACN 003 485 952	Tuesday, 21 June 2016	2,687.50		500 Ordinary shares
CBA Markets Limited ACN 003 485 952	Tuesday, 21 June 2016	150.50		28 Ordinary shares
CBA Markets Limited ACN 003 485 952	Tuesday, 21 June 2016	139.75		26 Ordinary shares
CBA Markets Limited ACN 003 485 952	Tuesday, 21 June 2016	139.75		26 Ordinary shares
CBA Markets Limited ACN 003 485 952	Tuesday, 21 June 2016	767.91		143 Ordinary shares
CBA Markets Limited ACN 003 485 952	Tuesday, 21 June 2016	3,205.89		597 Ordinary shares
CBA Markets Limited ACN 003 485 952	Wednesday, 22 June 2016	939.70		183 Ordinary shares
CBA Markets Limited ACN 003 485 952	Wednesday, 22 June 2016	1,955.80		385 Ordinary shares
CBA Markets Limited ACN 003 485 952	Wednesday, 22 June 2016	4,998.02		929 Ordinary shares
CBA Markets Limited ACN 003 485 952	Wednesday, 22 June 2016	2,668.48		496 Ordinary shares
CBA Markets Limited ACN 003 485 952	Wednesday, 22 June 2016	344.32		64 Ordinary shares
CBA Markets Limited ACN 003 485 952	Wednesday, 22 June 2016	1,985.22		369 Ordinary shares
CBA Markets Limited ACN 003 485 952	Thursday, 23 June 2016	476.10		92 Ordinary shares
CBA Markets Limited ACN 003 485 952	Thursday, 23 June 2016	46.57		9 Ordinary shares
CBA Markets Limited ACN 003 485 952	Thursday, 23 June 2016	1,169.55		226 Ordinary shares
CBA Markets Limited ACN 003 485 952	Thursday, 23 June 2016	1,861.60		358 Ordinary shares

CBA Markets Limited ACN 003 485 952	Thursday, 23 June 2016	2,566.33		494 Ordinary shares
CBA Markets Limited ACN 003 485 952	Thursday, 23 June 2016	774.06		149 Ordinary shares
CBA Markets Limited ACN 003 485 952	Thursday, 23 June 2016	72.73		14 Ordinary shares
CBA Markets Limited ACN 003 485 952	Thursday, 23 June 2016	1,563.70		301 Ordinary shares
CBA Markets Limited ACN 003 485 952	Thursday, 23 June 2016	1,039.00		200 Ordinary shares
CBA Markets Limited ACN 003 485 952	Thursday, 23 June 2016	36.37		7 Ordinary shares
CBA Markets Limited ACN 003 485 952	Thursday, 23 June 2016	1,709.16		329 Ordinary shares
CBA Markets Limited ACN 003 485 952	Thursday, 23 June 2016	202.61		39 Ordinary shares
CBA Markets Limited ACN 003 485 952	Thursday, 23 June 2016	36.37		7 Ordinary shares
CBA Markets Limited ACN 003 485 952	Thursday, 23 June 2016	763.67		147 Ordinary shares
CBA Markets Limited ACN 003 485 952	Thursday, 23 June 2016	4,800.75		925 Ordinary shares
CBA Markets Limited ACN 003 485 952	Thursday, 23 June 2016	598.56		116 Ordinary shares
CBA Markets Limited ACN 003 485 952	Thursday, 23 June 2016	67.08		13 Ordinary shares
CBA Markets Limited ACN 003 485 952	Thursday, 23 June 2016	4,618.20		895 Ordinary shares
CBA Markets Limited ACN 003 485 952	Thursday, 23 June 2016	1,666.68		323 Ordinary shares
CBA Markets Limited ACN 003 485 952	Thursday, 23 June 2016	139.32		27 Ordinary shares
CBA Markets Limited ACN 003 485 952	Thursday, 23 June 2016	856.56		166 Ordinary shares
CBA Markets Limited ACN 003 485 952	Thursday, 23 June 2016	1,982.75		385 Ordinary shares
CBA Markets Limited	Friday, 24 June 2016	8,384.40		1,644 Ordinary shares

ACN 003 485 952				
CBA Markets Limited ACN 003 485 952	Friday, 24 June 2016	7,313.40		1,434 Ordinary shares
CBA Markets Limited ACN 003 485 952	Friday, 24 June 2016	10.20		2 Ordinary shares
CBA Markets Limited ACN 003 485 952	Friday, 24 June 2016	1,800.30		353 Ordinary shares
CBA Markets Limited ACN 003 485 952	Friday, 24 June 2016	581.40		114 Ordinary shares
CBA Markets Limited ACN 003 485 952	Friday, 24 June 2016	3,253.80		638 Ordinary shares
CBA Markets Limited ACN 003 485 952	Friday, 24 June 2016	255.00		50 Ordinary shares
CBA Markets Limited ACN 003 485 952	Friday, 24 June 2016	6,063.90		1,189 Ordinary shares
CBA Markets Limited ACN 003 485 952	Friday, 24 June 2016	12,510.30		2,453 Ordinary shares
CBA Markets Limited ACN 003 485 952	Friday, 24 June 2016	15,213.30		2,983 Ordinary shares
CBA Markets Limited ACN 003 485 952	Monday, 27 June 2016	224.62		44 Ordinary shares
CBA Markets Limited ACN 003 485 952	Monday, 27 June 2016	260.36		51 Ordinary shares
CBA Markets Limited ACN 003 485 952	Monday, 27 June 2016	760.65		149 Ordinary shares
CBA Markets Limited ACN 003 485 952	Monday, 27 June 2016	45.95		9 Ordinary shares
CBA Markets Limited ACN 003 485 952	Monday, 27 June 2016	2,894.54		567 Ordinary shares
CBA Markets Limited ACN 003 485 952	Monday, 27 June 2016	13,214.10		2,591 Ordinary shares
CBA Markets Limited ACN 003 485 952	Monday, 27 June 2016	1,897.20		372 Ordinary shares
CBA Markets Limited ACN 003 485 952	Monday, 27 June 2016	1,076.10		211 Ordinary shares
CBA Markets Limited ACN 003 485 952	Monday, 27 June 2016	158.10		31 Ordinary shares

CBA Markets Limited ACN 003 485 952	Monday, 27 June 2016	86.79		17 Ordinary shares
CBA Markets Limited ACN 003 485 952	Monday, 27 June 2016	35.73		7 Ordinary shares
CBA Markets Limited ACN 003 485 952	Monday, 27 June 2016	91.89		18 Ordinary shares
CBA Markets Limited ACN 003 485 952	Monday, 27 June 2016	265.46		52 Ordinary shares
CBA Markets Limited ACN 003 485 952	Monday, 27 June 2016	10.21		2 Ordinary shares
CBA Markets Limited ACN 003 485 952	Monday, 27 June 2016	1,086.48		216 Ordinary shares
CBA Markets Limited ACN 003 485 952	Monday, 27 June 2016	900.37		179 Ordinary shares
CBA Markets Limited ACN 003 485 952	Monday, 27 June 2016	1,967.10		395 Ordinary shares
CBA Markets Limited ACN 003 485 952	Monday, 27 June 2016	281.68		56 Ordinary shares
CBA Markets Limited ACN 003 485 952	Monday, 27 June 2016	15.09		3 Ordinary shares
CBA Markets Limited ACN 003 485 952	Monday, 27 June 2016	216.29		43 Ordinary shares
CBA Markets Limited ACN 003 485 952	Monday, 27 June 2016	70.42		14 Ordinary shares
CBA Markets Limited ACN 003 485 952	Monday, 27 June 2016	4,345.92		864 Ordinary shares
CBA Markets Limited ACN 003 485 952	Tuesday, 28 June 2016	732.60		148 Ordinary shares
CBA Markets Limited ACN 003 485 952	Tuesday, 28 June 2016	737.55		149 Ordinary shares
CBA Markets Limited ACN 003 485 952	Tuesday, 28 June 2016	737.55		149 Ordinary shares
CBA Markets Limited ACN 003 485 952	Tuesday, 28 June 2016	737.55		149 Ordinary shares
CBA Markets Limited ACN 003 485 952	Tuesday, 28 June 2016	1,905.75		385 Ordinary shares
CBA Markets Limited	Tuesday, 28 June 2016	22,595.84		4,448 Ordinary shares

ACN 003 485 952				
CBA Markets Limited ACN 003 485 952	Wednesday, 29 June 2016	469.56		91 Ordinary shares
CBA Markets Limited ACN 003 485 952	Thursday, 30 June 2016	745.03		143 Ordinary shares
CBA Markets Limited ACN 003 485 952	Thursday, 30 June 2016	1,406.70		270 Ordinary shares
CBA Markets Limited ACN 003 485 952	Thursday, 30 June 2016	12,149.29		2,323 Ordinary shares
CBA Markets Limited ACN 003 485 952	Thursday, 30 June 2016	3,901.58		746 Ordinary shares
CBA Markets Limited ACN 003 485 952	Friday, 1 July 2016	3,078.00		570 Ordinary shares
CBA Markets Limited ACN 003 485 952	Friday, 1 July 2016	291.77		55 Ordinary shares
CBA Markets Limited ACN 003 485 952	Friday, 1 July 2016	5,019.00		956 Ordinary shares
CBA Markets Limited ACN 003 485 952	Friday, 1 July 2016	3,954.30		735 Ordinary shares
CBA Markets Limited ACN 003 485 952	Friday, 1 July 2016	3,510.80		655 Ordinary shares
CBA Markets Limited ACN 003 485 952	Friday, 1 July 2016	2,425.15		455 Ordinary shares
CBA Markets Limited ACN 003 485 952	Friday, 1 July 2016	1,721.59		323 Ordinary shares
CBA Markets Limited ACN 003 485 952	Friday, 1 July 2016	7,941.70		1,490 Ordinary shares
CBA Markets Limited ACN 003 485 952	Friday, 1 July 2016	7,920.38		1,486 Ordinary shares
CBA Markets Limited ACN 003 485 952	Friday, 1 July 2016	20,429.89		3,833 Ordinary shares
CBA Markets Limited ACN 003 485 952	Friday, 1 July 2016	415.74		78 Ordinary shares
CBA Markets Limited ACN 003 485 952	Friday, 1 July 2016	3,832.27		719 Ordinary shares
CBA Markets Limited ACN 003 485 952	Friday, 1 July 2016	1,817.53		341 Ordinary shares

CBA Markets Limited ACN 003 485 952	Friday, 1 July 2016	628.94		118 Ordinary shares
CBA Markets Limited ACN 003 485 952	Friday, 1 July 2016	2,036.06		382 Ordinary shares
CBA Markets Limited ACN 003 485 952	Friday, 1 July 2016	6,944.99		1,303 Ordinary shares
CBA Markets Limited ACN 003 485 952	Monday, 4 July 2016	1,972.10		370 Ordinary shares
CBA Markets Limited ACN 003 485 952	Monday, 4 July 2016	2,005.40		370 Ordinary shares
CBA Markets Limited ACN 003 485 952	Tuesday, 5 July 2016	5,008.08		924 Ordinary shares
CBA Markets Limited ACN 003 485 952	Tuesday, 5 July 2016	3,971.20		730 Ordinary shares
CBA Markets Limited ACN 003 485 952	Tuesday, 5 July 2016	664.20		123 Ordinary shares
CBA Markets Limited ACN 003 485 952	Tuesday, 5 July 2016	3,277.80		607 Ordinary shares
CBA Markets Limited ACN 003 485 952	Wednesday, 6 July 2016	69,177.33		13,077 Ordinary shares
CBA Markets Limited ACN 003 485 952	Wednesday, 6 July 2016	13,515.95		2,555 Ordinary shares
CBA Markets Limited ACN 003 485 952	Wednesday, 6 July 2016	55,661.38		10,522 Ordinary shares
CBA Markets Limited ACN 003 485 952	Wednesday, 6 July 2016	4,881.28		928 Ordinary shares
CBA Markets Limited ACN 003 485 952	Thursday, 7 July 2016	3,989.48		745 Ordinary shares
CBA Markets Limited ACN 003 485 952	Thursday, 7 July 2016	3,584.50		670 Ordinary shares
CBA Markets Limited ACN 003 485 952	Friday, 8 July 2016	1,922.40		360 Ordinary shares
CBA Markets Limited ACN 003 485 952	Friday, 8 July 2016	3,978.30		745 Ordinary shares
CBA Markets Limited ACN 003 485 952	Friday, 8 July 2016	40,753.18		7,646 Ordinary shares
CBA Markets Limited	Friday, 8 July 2016	3,821.67		715 Ordinary shares

ACN 003 485 952				
CBA Markets Limited ACN 003 485 952	Friday, 8 July 2016	3,821.67		715 Ordinary shares
CBA Markets Limited ACN 003 485 952	Tuesday, 19 July 2016	2,003.20		320 Ordinary shares
CBA Markets Limited ACN 003 485 952	Tuesday, 19 July 2016	2,016.00		315 Ordinary shares
CBA Markets Limited ACN 003 485 952	Tuesday, 19 July 2016	1,728.00		270 Ordinary shares
CBA Markets Limited ACN 003 485 952	Tuesday, 19 July 2016	256.00		40 Ordinary shares
CBA Markets Limited ACN 003 485 952	Tuesday, 19 July 2016	1,974.70		310 Ordinary shares
CBA Markets Limited ACN 003 485 952	Tuesday, 19 July 2016	678.38		107 Ordinary shares
CBA Markets Limited ACN 003 485 952	Tuesday, 19 July 2016	2,303.68		368 Ordinary shares
CBA Markets Limited ACN 003 485 952	Tuesday, 19 July 2016	1,975.05		315 Ordinary shares
CBA Markets Limited ACN 003 485 952	Wednesday, 20 July 2016	4,904.00		800 Ordinary shares
CBA Markets Limited ACN 003 485 952	Wednesday, 20 July 2016	4,002.05		655 Ordinary shares
CBA Markets Limited ACN 003 485 952	Wednesday, 20 July 2016	927.96		152 Ordinary shares
CBA Markets Limited ACN 003 485 952	Wednesday, 20 July 2016	769.23		126 Ordinary shares
CBA Markets Limited ACN 003 485 952	Wednesday, 20 July 2016	500.61		82 Ordinary shares
CBA Markets Limited ACN 003 485 952	Wednesday, 20 July 2016	2,167.28		355 Ordinary shares
CBA Markets Limited ACN 003 485 952	Wednesday, 20 July 2016	384.62		63 Ordinary shares
CBA Markets Limited ACN 003 485 952	Wednesday, 20 July 2016	9,058.50		1,485 Ordinary shares
CBA Markets Limited ACN 003 485 952	Wednesday, 20 July 2016	42.73		7 Ordinary shares

CBA Markets Limited ACN 003 485 952	Wednesday, 20 July 2016	201.47		33 Ordinary shares
CBA Markets Limited ACN 003 485 952	Wednesday, 20 July 2016	812.63		133 Ordinary shares
CBA Markets Limited ACN 003 485 952	Wednesday, 20 July 2016	2,272.92		372 Ordinary shares
CBA Markets Limited ACN 003 485 952	Wednesday, 20 July 2016	4,002.05		655 Ordinary shares
CBA Markets Limited ACN 003 485 952	Wednesday, 20 July 2016	94,428.00		15,480 Ordinary shares
CBA Markets Limited ACN 003 485 952	Thursday, 21 July 2016	616.61		101 Ordinary shares
CBA Markets Limited ACN 003 485 952	Thursday, 21 July 2016	91.58		15 Ordinary shares
CBA Markets Limited ACN 003 485 952	Thursday, 21 July 2016	1,630.04		267 Ordinary shares
CBA Markets Limited ACN 003 485 952	Thursday, 21 July 2016	6.11		1 Ordinary shares
CBA Markets Limited ACN 003 485 952	Thursday, 21 July 2016	347.99		57 Ordinary shares
CBA Markets Limited ACN 003 485 952	Thursday, 21 July 2016	177.05		29 Ordinary shares
CBA Markets Limited ACN 003 485 952	Thursday, 21 July 2016	873.02		143 Ordinary shares
CBA Markets Limited ACN 003 485 952	Thursday, 21 July 2016	24.42		4 Ordinary shares
CBA Markets Limited ACN 003 485 952	Thursday, 21 July 2016	1,688.50		275 Ordinary shares
CBA Markets Limited ACN 003 485 952	Thursday, 21 July 2016	307.00		50 Ordinary shares
CBA Markets Limited ACN 003 485 952	Thursday, 21 July 2016	2,968.20		485 Ordinary shares
CBA Markets Limited ACN 003 485 952	Thursday, 21 July 2016	714.29		117 Ordinary shares
CBA Markets Limited ACN 003 485 952	Thursday, 21 July 2016	103.79		17 Ordinary shares
CBA Markets Limited	Thursday, 21 July 2016	231.99		38 Ordinary shares

ACN 003 485 952				
CBA Markets Limited ACN 003 485 952	Thursday, 21 July 2016	85.47		14 Ordinary shares
CBA Markets Limited ACN 003 485 952	Thursday, 21 July 2016	54.95		9 Ordinary shares
CBA Markets Limited ACN 003 485 952	Thursday, 21 July 2016	6,262.75		1,025 Ordinary shares
CBA Markets Limited ACN 003 485 952	Thursday, 21 July 2016	40,179.36		6,576 Ordinary shares
CBA Markets Limited ACN 003 485 952	Thursday, 21 July 2016	2,835.04		464 Ordinary shares
CBA Markets Limited ACN 003 485 952	Thursday, 21 July 2016	323.57		53 Ordinary shares
CBA Markets Limited ACN 003 485 952	Friday, 22 July 2016	1,971.20		320 Ordinary shares
CBA Markets Limited ACN 003 485 952	Friday, 22 July 2016	3,166.80		520 Ordinary shares
CBA Markets Limited ACN 003 485 952	Friday, 22 July 2016	12.17		2 Ordinary shares
CBA Markets Limited ACN 003 485 952	Friday, 22 July 2016	24.34		4 Ordinary shares
CBA Markets Limited ACN 003 485 952	Friday, 22 July 2016	693.69		114 Ordinary shares
CBA Markets Limited ACN 003 485 952	Friday, 22 July 2016	6.09		1 Ordinary shares
CBA Markets Limited ACN 003 485 952	Friday, 22 July 2016	85.19		14 Ordinary shares
CBA Markets Limited ACN 003 485 952	Friday, 22 July 2016	6.09		1 Ordinary shares
CBA Markets Limited ACN 003 485 952	Friday, 22 July 2016	18.25		3 Ordinary shares
CBA Markets Limited ACN 003 485 952	Friday, 22 July 2016	6.09		1 Ordinary shares
CBA Markets Limited ACN 003 485 952	Friday, 22 July 2016	11,059.44		1,816 Ordinary shares
CBA Markets Limited ACN 003 485 952	Friday, 22 July 2016	109.53		18 Ordinary shares

CBA Markets Limited ACN 003 485 952	Friday, 22 July 2016	1,064.88		175 Ordinary shares
CBA Markets Limited ACN 003 485 952	Friday, 22 July 2016	3,080.50		505 Ordinary shares
CBA Markets Limited ACN 003 485 952	Monday, 25 July 2016	3,932.50		650 Ordinary shares
CBA Markets Limited ACN 003 485 952	Monday, 25 July 2016	156.13		26 Ordinary shares
CBA Markets Limited ACN 003 485 952	Monday, 25 July 2016	5,134.27		855 Ordinary shares
CBA Markets Limited ACN 003 485 952	Monday, 25 July 2016	4,980.00		830 Ordinary shares
CBA Markets Limited ACN 003 485 952	Monday, 25 July 2016	9,944.74		1,663 Ordinary shares
CBA Markets Limited ACN 003 485 952	Monday, 25 July 2016	1,982.50		325 Ordinary shares
CBA Markets Limited ACN 003 485 952	Monday, 25 July 2016	3,996.65		665 Ordinary shares
CBA Markets Limited ACN 003 485 952	Tuesday, 26 July 2016	846.08		145 Ordinary shares
CBA Markets Limited ACN 003 485 952	Tuesday, 26 July 2016	52.52		9 Ordinary shares
CBA Markets Limited ACN 003 485 952	Tuesday, 26 July 2016	390.94		67 Ordinary shares
CBA Markets Limited ACN 003 485 952	Tuesday, 26 July 2016	128.37		22 Ordinary shares
CBA Markets Limited ACN 003 485 952	Tuesday, 26 July 2016	4,953.92		849 Ordinary shares
CBA Markets Limited ACN 003 485 952	Tuesday, 26 July 2016	163.38		28 Ordinary shares
CBA Markets Limited ACN 003 485 952	Tuesday, 26 July 2016	326.76		56 Ordinary shares
CBA Markets Limited ACN 003 485 952	Tuesday, 26 July 2016	169.22		29 Ordinary shares
CBA Markets Limited ACN 003 485 952	Tuesday, 26 July 2016	320.93		55 Ordinary shares
CBA Markets Limited	Tuesday, 26 July 2016	35.01		6 Ordinary shares

ACN 003 485 952				
CBA Markets Limited ACN 003 485 952	Tuesday, 26 July 2016	1,050.30		180 Ordinary shares
CBA Markets Limited ACN 003 485 952	Tuesday, 26 July 2016	373.44		64 Ordinary shares
CBA Markets Limited ACN 003 485 952	Tuesday, 26 July 2016	2,468.20		423 Ordinary shares
CBA Markets Limited ACN 003 485 952	Tuesday, 26 July 2016	169.22		29 Ordinary shares
CBA Markets Limited ACN 003 485 952	Tuesday, 26 July 2016	4,239.48		721 Ordinary shares
CBA Markets Limited ACN 003 485 952	Tuesday, 26 July 2016	676.20		115 Ordinary shares
CBA Markets Limited ACN 003 485 952	Tuesday, 26 July 2016	373.44		64 Ordinary shares
CBA Markets Limited ACN 003 485 952	Tuesday, 26 July 2016	390.94		67 Ordinary shares
CBA Markets Limited ACN 003 485 952	Tuesday, 26 July 2016	367.61		63 Ordinary shares
CBA Markets Limited ACN 003 485 952	Tuesday, 26 July 2016	2,940.84		504 Ordinary shares
CBA Markets Limited ACN 003 485 952	Tuesday, 26 July 2016	840.24		144 Ordinary shares
CBA Markets Limited ACN 003 485 952	Tuesday, 26 July 2016	297.58		51 Ordinary shares
CBA Markets Limited ACN 003 485 952	Tuesday, 26 July 2016	2,660.76		456 Ordinary shares
CBA Markets Limited ACN 003 485 952	Tuesday, 26 July 2016	2,013.08		345 Ordinary shares
CBA Markets Limited ACN 003 485 952	Wednesday, 27 July 2016	1,986.55		335 Ordinary shares
CBA Markets Limited ACN 003 485 952	Wednesday, 27 July 2016	3,970.05		665 Ordinary shares
CBA Markets Limited ACN 003 485 952	Wednesday, 27 July 2016	118.40		20 Ordinary shares
CBA Markets Limited ACN 003 485 952	Wednesday, 27 July 2016	1,408.96		238 Ordinary shares

CBA Markets Limited ACN 003 485 952	Wednesday, 27 July 2016	2,877.12		486 Ordinary shares
CBA Markets Limited ACN 003 485 952	Wednesday, 27 July 2016	25,325.76		4,278 Ordinary shares
CBA Markets Limited ACN 003 485 952	Wednesday, 27 July 2016	1,996.60		335 Ordinary shares
CBA Markets Limited ACN 003 485 952	Wednesday, 27 July 2016	5,074.50		850 Ordinary shares
CBA Markets Limited ACN 003 485 952	Thursday, 28 July 2016	1,976.50		335 Ordinary shares
CBA Markets Limited ACN 003 485 952	Thursday, 28 July 2016	7,032.66		1,194 Ordinary shares
CBA Markets Limited ACN 003 485 952	Thursday, 28 July 2016	4,471.74		756 Ordinary shares
CBA Markets Limited ACN 003 485 952	Thursday, 28 July 2016	1,057.89		179 Ordinary shares
CBA Markets Limited ACN 003 485 952	Thursday, 28 July 2016	10,815.30		1,830 Ordinary shares
CBA Markets Limited ACN 003 485 952	Friday, 29 July 2016	1,983.30		330 Ordinary shares
CBA Markets Limited ACN 003 485 952	Friday, 29 July 2016	4,263.12		744 Ordinary shares
CBA Markets Limited ACN 003 485 952	Friday, 29 July 2016	4,956.45		865 Ordinary shares
CBA Markets Limited ACN 003 485 952	Friday, 29 July 2016	1,529.91		267 Ordinary shares
CBA Markets Limited ACN 003 485 952	Tuesday, 2 August 2016	210.53		37 Ordinary shares
CBA Markets Limited ACN 003 485 952	Wednesday, 3 August 2016	294.06		52 Ordinary shares
CBA Markets Limited ACN 003 485 952	Wednesday, 3 August 2016	5,938.40		1,040 Ordinary shares
CBA Markets Limited ACN 003 485 952	Thursday, 4 August 2016	8,584.75		1,493 Ordinary shares
CBA Markets Limited ACN 003 485 952	Thursday, 4 August 2016	43,125.00		7,500 Ordinary shares
CBA Markets Limited	Thursday, 4 August	46.00		8 Ordinary shares

ACN 003 485 952	2016			
CBA Markets Limited ACN 003 485 952	Thursday, 4 August 2016	6,204.25		1,079 Ordinary shares
CBA Markets Limited ACN 003 485 952	Thursday, 4 August 2016	7,883.25		1,371 Ordinary shares
CBA Markets Limited ACN 003 485 952	Thursday, 4 August 2016	7,590.00		1,320 Ordinary shares
CBA Markets Limited ACN 003 485 952	Thursday, 4 August 2016	6,940.25		1,207 Ordinary shares
CBA Markets Limited ACN 003 485 952	Thursday, 4 August 2016	194.99		34 Ordinary shares
CBA Markets Limited ACN 003 485 952	Friday, 5 August 2016	63.58		11 Ordinary shares
CBA Markets Limited ACN 003 485 952	Friday, 5 August 2016	4,860.98		841 Ordinary shares
CBA Markets Limited ACN 003 485 952	Friday, 5 August 2016	3,057.62		529 Ordinary shares
CBA Markets Limited ACN 003 485 952	Friday, 5 August 2016	3,057.62		529 Ordinary shares
CBA Markets Limited ACN 003 485 952	Friday, 5 August 2016	2,080.80		360 Ordinary shares
CBA Markets Limited ACN 003 485 952	Friday, 5 August 2016	86.63		15 Ordinary shares
CBA Markets Limited ACN 003 485 952	Friday, 5 August 2016	51.98		9 Ordinary shares
CBA Markets Limited ACN 003 485 952	Friday, 5 August 2016	202.13		35 Ordinary shares
CBA Markets Limited ACN 003 485 952	Friday, 5 August 2016	1,271.60		220 Ordinary shares
CBA Markets Limited ACN 003 485 952	Friday, 5 August 2016	1,209.07		209 Ordinary shares
CBA Markets Limited ACN 003 485 952	Friday, 5 August 2016	2,366.07		409 Ordinary shares
CBA Markets Limited ACN 003 485 952	Friday, 5 August 2016	717.50		125 Ordinary shares
CBA Markets Limited ACN 003 485 952	Friday, 5 August 2016	1,977.10		340 Ordinary shares

CBA Markets Limited ACN 003 485 952	Friday, 5 August 2016	3,974.40		690 Ordinary shares
CBA Markets Limited ACN 003 485 952	Monday, 8 August 2016	4,893.42		854 Ordinary shares
CBA Markets Limited ACN 003 485 952	Monday, 8 August 2016	24,667.65		4,305 Ordinary shares
CBA Markets Limited ACN 003 485 952	Monday, 8 August 2016	10,050.42		1,754 Ordinary shares
CBA Markets Limited ACN 003 485 952	Monday, 8 August 2016	10,050.42		1,754 Ordinary shares
CBA Markets Limited ACN 003 485 952	Monday, 8 August 2016	8,635.11		1,507 Ordinary shares
CBA Markets Limited ACN 003 485 952	Monday, 8 August 2016	57.30		10 Ordinary shares
CBA Markets Limited ACN 003 485 952	Monday, 8 August 2016	681.87		119 Ordinary shares
CBA Markets Limited ACN 003 485 952	Monday, 8 August 2016	1,638.78		286 Ordinary shares
CBA Markets Limited ACN 003 485 952	Monday, 8 August 2016	1,902.36		332 Ordinary shares
CBA Markets Limited ACN 003 485 952	Monday, 8 August 2016	49,828.08		8,696 Ordinary shares
CBA Markets Limited ACN 003 485 952	Monday, 8 August 2016	2,693.10		470 Ordinary shares
CBA Markets Limited ACN 003 485 952	Monday, 8 August 2016	859.50		150 Ordinary shares
CBA Markets Limited ACN 003 485 952	Monday, 8 August 2016	458.40		80 Ordinary shares
CBA Markets Limited ACN 003 485 952	Monday, 8 August 2016	91.68		16 Ordinary shares
CBA Markets Limited ACN 003 485 952	Monday, 8 August 2016	521.43		91 Ordinary shares
CBA Markets Limited ACN 003 485 952	Monday, 8 August 2016	2,423.79		423 Ordinary shares
CBA Markets Limited ACN 003 485 952	Monday, 8 August 2016	148.85		26 Ordinary shares
CBA Markets Limited	Monday, 8 August 2016	1,717.50		300 Ordinary shares

ACN 003 485 952				
CBA Markets Limited ACN 003 485 952	Monday, 8 August 2016	85.72		15 Ordinary shares
CBA Markets Limited ACN 003 485 952	Monday, 8 August 2016	160.02		28 Ordinary shares
CBA Markets Limited ACN 003 485 952	Monday, 8 August 2016	1,976.85		345 Ordinary shares
CBA Markets Limited ACN 003 485 952	Tuesday, 9 August 2016	12,818.52		2,241 Ordinary shares
CBA Markets Limited ACN 003 485 952	Tuesday, 9 August 2016	2,310.88		404 Ordinary shares
CBA Markets Limited ACN 003 485 952	Tuesday, 9 August 2016	2,310.88		404 Ordinary shares
CBA Markets Limited ACN 003 485 952	Tuesday, 9 August 2016	2,402.40		420 Ordinary shares
CBA Markets Limited ACN 003 485 952	Tuesday, 9 August 2016	120.12		21 Ordinary shares
CBA Markets Limited ACN 003 485 952	Wednesday, 10 August 2016	1,209.84		213 Ordinary shares
CBA Markets Limited ACN 003 485 952	Wednesday, 10 August 2016	1,266.64		223 Ordinary shares
CBA Markets Limited ACN 003 485 952	Wednesday, 10 August 2016	1,692.64		298 Ordinary shares
CBA Markets Limited ACN 003 485 952	Wednesday, 10 August 2016	9,036.88		1,591 Ordinary shares
CBA Markets Limited ACN 003 485 952	Wednesday, 10 August 2016	420.32		74 Ordinary shares
CBA Markets Limited ACN 003 485 952	Wednesday, 10 August 2016	1,118.96		197 Ordinary shares
CBA Markets Limited ACN 003 485 952	Wednesday, 10 August 2016	2,254.96		397 Ordinary shares
CBA Markets Limited ACN 003 485 952	Wednesday, 10 August 2016	323.76		57 Ordinary shares
CBA Markets Limited ACN 003 485 952	Wednesday, 10 August 2016	136.32		24 Ordinary shares
CBA Markets Limited ACN 003 485 952	Wednesday, 10 August 2016	176.08		31 Ordinary shares

CBA Markets Limited ACN 003 485 952	Wednesday, 10 August 2016	244.24		43 Ordinary shares
CBA Markets Limited ACN 003 485 952	Wednesday, 10 August 2016	266.96		47 Ordinary shares
CBA Markets Limited ACN 003 485 952	Wednesday, 10 August 2016	658.88		116 Ordinary shares
CBA Markets Limited ACN 003 485 952	Wednesday, 10 August 2016	710.00		125 Ordinary shares
CBA Markets Limited ACN 003 485 952	Wednesday, 10 August 2016	380.56		67 Ordinary shares
CBA Markets Limited ACN 003 485 952	Thursday, 11 August 2016	5,266.95		949 Ordinary shares
CBA Markets Limited ACN 003 485 952	Thursday, 11 August 2016	4,362.30		786 Ordinary shares
CBA Markets Limited ACN 003 485 952	Thursday, 11 August 2016	4,792.10		865 Ordinary shares
CBA Markets Limited ACN 003 485 952	Thursday, 11 August 2016	829.93		149 Ordinary shares
CBA Markets Limited ACN 003 485 952	Thursday, 11 August 2016	4,003.20		720 Ordinary shares
CBA Markets Limited ACN 003 485 952	Thursday, 11 August 2016	2,593.29		466 Ordinary shares
CBA Markets Limited ACN 003 485 952	Thursday, 11 August 2016	7,452.66		1,338 Ordinary shares
CBA Markets Limited ACN 003 485 952	Thursday, 11 August 2016	590.42		106 Ordinary shares
CBA Markets Limited ACN 003 485 952	Thursday, 11 August 2016	690.68		124 Ordinary shares
CBA Markets Limited ACN 003 485 952	Thursday, 11 August 2016	267.36		48 Ordinary shares
CBA Markets Limited ACN 003 485 952	Thursday, 11 August 2016	289.64		52 Ordinary shares
CBA Markets Limited ACN 003 485 952	Thursday, 11 August 2016	311.92		56 Ordinary shares
CBA Markets Limited ACN 003 485 952	Thursday, 11 August 2016	829.93		149 Ordinary shares
CBA Markets Limited	Thursday, 11 August	2,411.81		433 Ordinary shares

ACN 003 485 952	2016			
CBA Markets Limited ACN 003 485 952	Thursday, 11 August 2016	6,433.35		1,155 Ordinary shares
CBA Markets Limited ACN 003 485 952	Thursday, 11 August 2016	11,802.83		2,119 Ordinary shares
CBA Markets Limited ACN 003 485 952	Thursday, 11 August 2016	2,055.33		369 Ordinary shares
CBA Markets Limited ACN 003 485 952	Thursday, 11 August 2016	1,737.84		312 Ordinary shares
CBA Markets Limited ACN 003 485 952	Friday, 12 August 2016	2,218.92		391 Ordinary shares
CBA Markets Limited ACN 003 485 952	Friday, 12 August 2016	4,296.96		746 Ordinary shares
CBA Markets Limited ACN 003 485 952	Friday, 12 August 2016	4,262.40		740 Ordinary shares
CBA Markets Limited ACN 003 485 952	Friday, 12 August 2016	1,428.02		249 Ordinary shares
CBA Markets Limited ACN 003 485 952	Friday, 12 August 2016	3,996.25		695 Ordinary shares
CBA Markets Limited ACN 003 485 952	Friday, 12 August 2016	212.94		37 Ordinary shares
CBA Markets Limited ACN 003 485 952	Friday, 12 August 2016	92.08		16 Ordinary shares
CBA Markets Limited ACN 003 485 952	Friday, 12 August 2016	264.73		46 Ordinary shares
CBA Markets Limited ACN 003 485 952	Friday, 12 August 2016	368.32		64 Ordinary shares
CBA Markets Limited ACN 003 485 952	Friday, 12 August 2016	661.82		115 Ordinary shares
CBA Markets Limited ACN 003 485 952	Friday, 12 August 2016	767.15		134 Ordinary shares
CBA Markets Limited ACN 003 485 952	Friday, 12 August 2016	1,505.19		262 Ordinary shares
CBA Markets Limited ACN 003 485 952	Monday, 15 August 2016	106.59		19 Ordinary shares
CBA Markets Limited ACN 003 485 952	Tuesday, 16 August 2016	1,958.40		360 Ordinary shares

CBA Markets Limited ACN 003 485 952	Tuesday, 16 August 2016	181.34		33 Ordinary shares
CBA Markets Limited ACN 003 485 952	Tuesday, 16 August 2016	1,044.05		190 Ordinary shares
CBA Markets Limited ACN 003 485 952	Tuesday, 16 August 2016	4,664.40		845 Ordinary shares
CBA Markets Limited ACN 003 485 952	Tuesday, 16 August 2016	4,093.56		747 Ordinary shares
CBA Markets Limited ACN 003 485 952	Tuesday, 16 August 2016	813.26		148 Ordinary shares
CBA Markets Limited ACN 003 485 952	Tuesday, 16 August 2016	1,976.40		360 Ordinary shares
CBA Markets Limited ACN 003 485 952	Tuesday, 16 August 2016	1,447.14		267 Ordinary shares
CBA Markets Limited ACN 003 485 952	Tuesday, 16 August 2016	5,723.52		1,056 Ordinary shares
CBA Markets Limited ACN 003 485 952	Tuesday, 16 August 2016	1,528.44		282 Ordinary shares
CBA Markets Limited ACN 003 485 952	Tuesday, 16 August 2016	9,425.38		1,739 Ordinary shares
CBA Markets Limited ACN 003 485 952	Tuesday, 16 August 2016	2,021.66		373 Ordinary shares
CBA Markets Limited ACN 003 485 952	Tuesday, 16 August 2016	1,987.20		360 Ordinary shares
CBA Markets Limited ACN 003 485 952	Tuesday, 16 August 2016	626.43		114 Ordinary shares
CBA Markets Limited ACN 003 485 952	Tuesday, 16 August 2016	631.93		115 Ordinary shares
CBA Markets Limited ACN 003 485 952	Tuesday, 16 August 2016	511.04		93 Ordinary shares
CBA Markets Limited ACN 003 485 952	Tuesday, 16 August 2016	741.83		135 Ordinary shares
CBA Markets Limited ACN 003 485 952	Tuesday, 16 August 2016	747.32		136 Ordinary shares
CBA Markets Limited ACN 003 485 952	Tuesday, 16 August 2016	544.01		99 Ordinary shares
CBA Markets Limited	Tuesday, 16 August	335.19		61 Ordinary shares

ACN 003 485 952	2016			
CBA Markets Limited ACN 003 485 952	Tuesday, 16 August 2016	505.54		92 Ordinary shares
CBA Markets Limited ACN 003 485 952	Tuesday, 16 August 2016	5.44		1 Ordinary shares
CBA Markets Limited ACN 003 485 952	Tuesday, 16 August 2016	255.68		47 Ordinary shares
CBA Markets Limited ACN 003 485 952	Tuesday, 16 August 2016	5.44		1 Ordinary shares
CBA Markets Limited ACN 003 485 952	Tuesday, 16 August 2016	5.44		1 Ordinary shares
CBA Markets Limited ACN 003 485 952	Tuesday, 16 August 2016	76.16		14 Ordinary shares
CBA Markets Limited ACN 003 485 952	Tuesday, 16 August 2016	108.80		20 Ordinary shares
CBA Markets Limited ACN 003 485 952	Tuesday, 16 August 2016	9,634.24		1,771 Ordinary shares
CBA Markets Limited ACN 003 485 952	Wednesday, 17 August 2016	9,728.64		1,728 Ordinary shares
CBA Markets Limited ACN 003 485 952	Wednesday, 17 August 2016	3,394.89		603 Ordinary shares
CBA Markets Limited ACN 003 485 952	Wednesday, 17 August 2016	4,836.17		859 Ordinary shares
CBA Markets Limited ACN 003 485 952	Wednesday, 17 August 2016	1,604.55		285 Ordinary shares
CBA Markets Limited ACN 003 485 952	Wednesday, 17 August 2016	4,672.90		830 Ordinary shares
CBA Markets Limited ACN 003 485 952	Wednesday, 17 August 2016	934.58		166 Ordinary shares
CBA Markets Limited ACN 003 485 952	Wednesday, 17 August 2016	152.01		27 Ordinary shares
CBA Markets Limited ACN 003 485 952	Wednesday, 17 August 2016	1,891.68		336 Ordinary shares
CBA Markets Limited ACN 003 485 952	Wednesday, 17 August 2016	2,533.50		450 Ordinary shares
CBA Markets Limited ACN 003 485 952	Wednesday, 17 August 2016	21,917.59		3,893 Ordinary shares

CBA Markets Limited ACN 003 485 952	Wednesday, 17 August 2016	6,243.88		1,123 Ordinary shares
CBA Markets Limited ACN 003 485 952	Wednesday, 17 August 2016	150.12		27 Ordinary shares
CBA Markets Limited ACN 003 485 952	Wednesday, 17 August 2016	13,900.00		2,500 Ordinary shares
CBA Markets Limited ACN 003 485 952	Friday, 19 August 2016	2,005.75		355 Ordinary shares
CBA Markets Limited ACN 003 485 952	Friday, 19 August 2016	850.50		150 Ordinary shares
CBA Markets Limited ACN 003 485 952	Friday, 19 August 2016	3,146.85		555 Ordinary shares
CBA Markets Limited ACN 003 485 952	Friday, 19 August 2016	1,981.00		350 Ordinary shares
CBA Markets Limited ACN 003 485 952	Friday, 19 August 2016	9,644.67		1,701 Ordinary shares
CBA Markets Limited ACN 003 485 952	Friday, 19 August 2016	43,630.65		7,695 Ordinary shares
CBA Markets Limited ACN 003 485 952	Friday, 19 August 2016	1,250.86		221 Ordinary shares
CBA Markets Limited ACN 003 485 952	Friday, 19 August 2016	956.54		169 Ordinary shares
CBA Markets Limited ACN 003 485 952	Friday, 19 August 2016	849.00		150 Ordinary shares
CBA Markets Limited ACN 003 485 952	Friday, 19 August 2016	2,190.55		386 Ordinary shares
CBA Markets Limited ACN 003 485 952	Monday, 22 August 2016	4,078.24		718 Ordinary shares
CBA Markets Limited ACN 003 485 952	Monday, 22 August 2016	191.76		34 Ordinary shares
CBA Markets Limited ACN 003 485 952	Monday, 22 August 2016	1,772.76		316 Ordinary shares
CBA Markets Limited ACN 003 485 952	Monday, 22 August 2016	15,529.12		2,734 Ordinary shares
CBA Markets Limited ACN 003 485 952	Monday, 22 August 2016	426.00		75 Ordinary shares
CBA Markets Limited	Monday, 22 August	1,204.82		214 Ordinary shares

ACN 003 485 952	2016			
CBA Markets Limited ACN 003 485 952	Monday, 22 August 2016	2,792.48		496 Ordinary shares
CBA Markets Limited ACN 003 485 952	Monday, 22 August 2016	1,956.05		355 Ordinary shares
CBA Markets Limited ACN 003 485 952	Monday, 22 August 2016	2,980.80		540 Ordinary shares
CBA Markets Limited ACN 003 485 952	Monday, 22 August 2016	5,669.04		1,027 Ordinary shares
CBA Markets Limited ACN 003 485 952	Monday, 22 August 2016	2,445.36		443 Ordinary shares
CBA Markets Limited ACN 003 485 952	Monday, 22 August 2016	1,760.88		319 Ordinary shares
CBA Markets Limited ACN 003 485 952	Monday, 22 August 2016	49,911.84		9,042 Ordinary shares
CBA Markets Limited ACN 003 485 952	Monday, 22 August 2016	9,786.96		1,773 Ordinary shares
CBA Markets Limited ACN 003 485 952	Monday, 22 August 2016	3,983.10		710 Ordinary shares
CBA Markets Limited ACN 003 485 952	Tuesday, 23 August 2016	3,939.65		715 Ordinary shares
CBA Markets Limited ACN 003 485 952	Tuesday, 23 August 2016	1,998.32		363 Ordinary shares
CBA Markets Limited ACN 003 485 952	Tuesday, 23 August 2016	1,601.95		291 Ordinary shares
CBA Markets Limited ACN 003 485 952	Tuesday, 23 August 2016	3,937.71		714 Ordinary shares
CBA Markets Limited ACN 003 485 952	Tuesday, 23 August 2016	17,466.70		3,170 Ordinary shares
CBA Markets Limited ACN 003 485 952	Tuesday, 23 August 2016	5,170.00		940 Ordinary shares
CBA Markets Limited ACN 003 485 952	Tuesday, 23 August 2016	4,350.50		791 Ordinary shares
CBA Markets Limited ACN 003 485 952	Tuesday, 23 August 2016	3,701.50		673 Ordinary shares
CBA Markets Limited ACN 003 485 952	Tuesday, 23 August 2016	399.24		72 Ordinary shares

CBA Markets Limited ACN 003 485 952	Tuesday, 23 August 2016	401.87		73 Ordinary shares
CBA Markets Limited ACN 003 485 952	Tuesday, 23 August 2016	16.48		3 Ordinary shares
CBA Markets Limited ACN 003 485 952	Wednesday, 24 August 2016	7,398.15		1,333 Ordinary shares
CBA Markets Limited ACN 003 485 952	Wednesday, 24 August 2016	12,781.65		2,303 Ordinary shares
CBA Markets Limited ACN 003 485 952	Wednesday, 24 August 2016	66.42		12 Ordinary shares
CBA Markets Limited ACN 003 485 952	Wednesday, 24 August 2016	11.07		2 Ordinary shares
CBA Markets Limited ACN 003 485 952	Wednesday, 24 August 2016	11.07		2 Ordinary shares
CBA Markets Limited ACN 003 485 952	Wednesday, 24 August 2016	11.09		2 Ordinary shares
CBA Markets Limited ACN 003 485 952	Wednesday, 24 August 2016	16.61		3 Ordinary shares
CBA Markets Limited ACN 003 485 952	Wednesday, 24 August 2016	60.89		11 Ordinary shares
CBA Markets Limited ACN 003 485 952	Wednesday, 24 August 2016	3,309.93		598 Ordinary shares
CBA Markets Limited ACN 003 485 952	Wednesday, 24 August 2016	1,328.40		240 Ordinary shares
CBA Markets Limited ACN 003 485 952	Wednesday, 24 August 2016	16.61		3 Ordinary shares
CBA Markets Limited ACN 003 485 952	Wednesday, 24 August 2016	16.61		3 Ordinary shares
CBA Markets Limited ACN 003 485 952	Wednesday, 24 August 2016	11.07		2 Ordinary shares
CBA Markets Limited ACN 003 485 952	Wednesday, 24 August 2016	3,970.80		720 Ordinary shares
CBA Markets Limited ACN 003 485 952	Wednesday, 24 August 2016	3,994.75		725 Ordinary shares
CBA Markets Limited ACN 003 485 952	Thursday, 25 August 2016	1,384.96		256 Ordinary shares
CBA Markets Limited	Thursday, 25 August	3,559.78		658 Ordinary shares

ACN 003 485 952	2016			
CBA Markets Limited ACN 003 485 952	Thursday, 25 August 2016	3,980.03		735 Ordinary shares
CBA Markets Limited ACN 003 485 952	Thursday, 25 August 2016	3,976.35		735 Ordinary shares
CBA Markets Limited ACN 003 485 952	Monday, 29 August 2016	2,552.10		470 Ordinary shares
CBA Markets Limited ACN 003 485 952	Monday, 29 August 2016	228.06		42 Ordinary shares
CBA Markets Limited ACN 003 485 952	Monday, 29 August 2016	4,707.81		867 Ordinary shares
CBA Markets Limited ACN 003 485 952	Monday, 29 August 2016	1,618.14		298 Ordinary shares
CBA Markets Limited ACN 003 485 952	Monday, 29 August 2016	559.29		103 Ordinary shares
CBA Markets Limited ACN 003 485 952	Monday, 29 August 2016	21.72		4 Ordinary shares
CBA Markets Limited ACN 003 485 952	Monday, 29 August 2016	1,276.05		235 Ordinary shares
CBA Markets Limited ACN 003 485 952	Monday, 29 August 2016	521.28		96 Ordinary shares
CBA Markets Limited ACN 003 485 952	Monday, 29 August 2016	5.43		1 Ordinary shares
CBA Markets Limited ACN 003 485 952	Monday, 29 August 2016	809.07		149 Ordinary shares
CBA Markets Limited ACN 003 485 952	Monday, 29 August 2016	10.86		2 Ordinary shares
CBA Markets Limited ACN 003 485 952	Monday, 29 August 2016	4,930.44		908 Ordinary shares
CBA Markets Limited ACN 003 485 952	Monday, 29 August 2016	657.03		121 Ordinary shares
CBA Markets Limited ACN 003 485 952	Monday, 29 August 2016	21.72		4 Ordinary shares
CBA Markets Limited ACN 003 485 952	Monday, 29 August 2016	401.82		74 Ordinary shares
CBA Markets Limited ACN 003 485 952	Monday, 29 August 2016	76.02		14 Ordinary shares

CBA Markets Limited ACN 003 485 952	Monday, 29 August 2016	1,596.42		294 Ordinary shares
CBA Markets Limited ACN 003 485 952	Tuesday, 30 August 2016	2,040.35		365 Ordinary shares
CBA Markets Limited ACN 003 485 952	Wednesday, 31 August 2016	10,617.78		1,959 Ordinary shares
CBA Markets Limited ACN 003 485 952	Wednesday, 31 August 2016	7,491.16		1,367 Ordinary shares
CBA Markets Limited ACN 003 485 952	Wednesday, 31 August 2016	22,232.36		4,057 Ordinary shares
CBA Markets Limited ACN 003 485 952	Wednesday, 31 August 2016	4,866.24		888 Ordinary shares
CBA Markets Limited ACN 003 485 952	Wednesday, 31 August 2016	9,756.00		1,800 Ordinary shares
CBA Markets Limited ACN 003 485 952	Wednesday, 31 August 2016	81.30		15 Ordinary shares
CBA Markets Limited ACN 003 485 952	Wednesday, 31 August 2016	1,141.51		211 Ordinary shares
CBA Markets Limited ACN 003 485 952	Wednesday, 31 August 2016	4,295.54		794 Ordinary shares
CBA Markets Limited ACN 003 485 952	Wednesday, 31 August 2016	5,257.40		970 Ordinary shares
CBA Markets Limited ACN 003 485 952	Wednesday, 31 August 2016	4,158.00		770 Ordinary shares
CBA Markets Limited ACN 003 485 952	Thursday, 1 September 2016	3,221.40		590 Ordinary shares
CBA Markets Limited ACN 003 485 952	Thursday, 1 September 2016	3,330.60		610 Ordinary shares
CBA Markets Limited ACN 003 485 952	Thursday, 1 September 2016	18,165.42		3,327 Ordinary shares
CBA Markets Limited ACN 003 485 952	Thursday, 1 September 2016	13,377.00		2,450 Ordinary shares
CBA Markets Limited ACN 003 485 952	Friday, 2 September 2016	116.60		22 Ordinary shares
CBA Markets Limited ACN 003 485 952	Friday, 2 September 2016	1,595.30		301 Ordinary shares
CBA Markets Limited	Friday, 2 September	11,172.00		2,100 Ordinary shares

ACN 003 485 952	2016			
CBA Markets Limited ACN 003 485 952	Friday, 2 September 2016	79.80		15 Ordinary shares
CBA Markets Limited ACN 003 485 952	Friday, 2 September 2016	47.88		9 Ordinary shares
CBA Markets Limited ACN 003 485 952	Monday, 5 September 2016	499.14		94 Ordinary shares
CBA Markets Limited ACN 003 485 952	Monday, 5 September 2016	1,497.42		282 Ordinary shares
CBA Markets Limited ACN 003 485 952	Monday, 5 September 2016	536.31		101 Ordinary shares
CBA Markets Limited ACN 003 485 952	Monday, 5 September 2016	4,625.01		871 Ordinary shares
CBA Markets Limited ACN 003 485 952	Monday, 5 September 2016	1,178.82		222 Ordinary shares
CBA Markets Limited ACN 003 485 952	Monday, 5 September 2016	1,125.72		212 Ordinary shares
CBA Markets Limited ACN 003 485 952	Monday, 5 September 2016	10,577.52		1,992 Ordinary shares
CBA Markets Limited ACN 003 485 952	Tuesday, 6 September 2016	6,564.00		1,200 Ordinary shares
CBA Markets Limited ACN 003 485 952	Tuesday, 6 September 2016	5.47		1 Ordinary shares
CBA Markets Limited ACN 003 485 952	Tuesday, 6 September 2016	2,489.40		461 Ordinary shares
CBA Markets Limited ACN 003 485 952	Tuesday, 6 September 2016	20,120.40		3,726 Ordinary shares
CBA Markets Limited ACN 003 485 952	Tuesday, 6 September 2016	4,162.67		761 Ordinary shares
CBA Markets Limited ACN 003 485 952	Tuesday, 6 September 2016	9,753.01		1,783 Ordinary shares
CBA Markets Limited ACN 003 485 952	Wednesday, 7 September 2016	11,340.00		2,100 Ordinary shares
CBA Markets Limited ACN 003 485 952	Wednesday, 7 September 2016	1,986.90		370 Ordinary shares
CBA Markets Limited ACN 003 485 952	Wednesday, 7 September 2016	9,185.95		1,717 Ordinary shares

CBA Markets Limited ACN 003 485 952	Wednesday, 7 September 2016	3,926.90		734 Ordinary shares
CBA Markets Limited ACN 003 485 952	Wednesday, 7 September 2016	422.65		79 Ordinary shares
CBA Markets Limited ACN 003 485 952	Wednesday, 7 September 2016	2,016.95		377 Ordinary shares
CBA Markets Limited ACN 003 485 952	Wednesday, 7 September 2016	1,219.80		228 Ordinary shares
CBA Markets Limited ACN 003 485 952	Wednesday, 7 September 2016	1,107.45		207 Ordinary shares
CBA Markets Limited ACN 003 485 952	Wednesday, 7 September 2016	25,225.25		4,715 Ordinary shares
CBA Markets Limited ACN 003 485 952	Wednesday, 7 September 2016	27,718.35		5,181 Ordinary shares
CBA Markets Limited ACN 003 485 952	Wednesday, 7 September 2016	2,471.70		462 Ordinary shares
CBA Markets Limited ACN 003 485 952	Wednesday, 7 September 2016	8,629.55		1,613 Ordinary shares
CBA Markets Limited ACN 003 485 952	Wednesday, 7 September 2016	38,712.60		7,236 Ordinary shares
CBA Markets Limited ACN 003 485 952	Thursday, 8 September 2016	1,968.75		375 Ordinary shares
CBA Markets Limited ACN 003 485 952	Thursday, 8 September 2016	2,782.36		523 Ordinary shares
CBA Markets Limited ACN 003 485 952	Thursday, 8 September 2016	4,974.20		935 Ordinary shares
CBA Markets Limited ACN 003 485 952	Thursday, 8 September 2016	3,997.50		750 Ordinary shares
CBA Markets Limited ACN 003 485 952	Thursday, 8 September 2016	2,331.40		437 Ordinary shares
CBA Markets Limited ACN 003 485 952	Thursday, 8 September 2016	805.59		151 Ordinary shares
CBA Markets Limited ACN 003 485 952	Thursday, 8 September 2016	864.27		162 Ordinary shares
CBA Markets Limited ACN 003 485 952	Friday, 9 September 2016	675.96		129 Ordinary shares
CBA Markets Limited	Friday, 9 September	497.80		95 Ordinary shares

ACN 003 485 952	2016			
CBA Markets Limited ACN 003 485 952	Friday, 9 September 2016	1,875.92		358 Ordinary shares
CBA Markets Limited ACN 003 485 952	Friday, 9 September 2016	3,709.92		708 Ordinary shares
CBA Markets Limited ACN 003 485 952	Friday, 9 September 2016	2,389.44		456 Ordinary shares
CBA Markets Limited ACN 003 485 952	Friday, 9 September 2016	4,338.16		844 Ordinary shares
CBA Markets Limited ACN 003 485 952	Friday, 9 September 2016	483.16		94 Ordinary shares
CBA Markets Limited ACN 003 485 952	Monday, 12 September 2016	1,146.22		223 Ordinary shares
CBA Markets Limited ACN 003 485 952	Monday, 12 September 2016	154.20		30 Ordinary shares
CBA Markets Limited ACN 003 485 952	Monday, 12 September 2016	1,531.72		298 Ordinary shares
CBA Markets Limited ACN 003 485 952	Monday, 12 September 2016	611.66		119 Ordinary shares
CBA Markets Limited ACN 003 485 952	Monday, 12 September 2016	524.28		102 Ordinary shares
CBA Markets Limited ACN 003 485 952	Monday, 12 September 2016	19,466.70		3,817 Ordinary shares
CBA Markets Limited ACN 003 485 952	Monday, 12 September 2016	3,197.92		632 Ordinary shares
CBA Markets Limited ACN 003 485 952	Monday, 12 September 2016	8,116.24		1,604 Ordinary shares
CBA Markets Limited ACN 003 485 952	Monday, 12 September 2016	1,851.96		366 Ordinary shares
CBA Markets Limited ACN 003 485 952	Monday, 12 September 2016	156,277.76		29,824 Ordinary shares
CBA Markets Limited ACN 003 485 952	Tuesday, 13 September 2016	15.33		3 Ordinary shares
CBA Markets Limited ACN 003 485 952	Tuesday, 13 September 2016	357.70		70 Ordinary shares
CBA Markets Limited ACN 003 485 952	Tuesday, 13 September 2016	5.13		1 Ordinary shares

CBA Markets Limited ACN 003 485 952	Tuesday, 13 September 2016	46.21		9 Ordinary shares
CBA Markets Limited ACN 003 485 952	Tuesday, 13 September 2016	313.24		61 Ordinary shares
CBA Markets Limited ACN 003 485 952	Tuesday, 13 September 2016	216.09		42 Ordinary shares
CBA Markets Limited ACN 003 485 952	Wednesday, 14 September 2016	4,979.52		988 Ordinary shares
CBA Markets Limited ACN 003 485 952	Wednesday, 14 September 2016	8,374.20		1,642 Ordinary shares
CBA Markets Limited ACN 003 485 952	Wednesday, 14 September 2016	956.91		191 Ordinary shares
CBA Markets Limited ACN 003 485 952	Wednesday, 14 September 2016	1,022.04		204 Ordinary shares
CBA Markets Limited ACN 003 485 952	Wednesday, 14 September 2016	84.49		17 Ordinary shares
CBA Markets Limited ACN 003 485 952	Wednesday, 14 September 2016	1,729.56		348 Ordinary shares
CBA Markets Limited ACN 003 485 952	Wednesday, 14 September 2016	2,587.22		519 Ordinary shares
CBA Markets Limited ACN 003 485 952	Thursday, 15 September 2016	3,894.80		749 Ordinary shares
CBA Markets Limited ACN 003 485 952	Thursday, 15 September 2016	7,900.06		1,546 Ordinary shares
CBA Markets Limited ACN 003 485 952	Thursday, 15 September 2016	28,447.37		5,567 Ordinary shares
CBA Markets Limited ACN 003 485 952	Thursday, 15 September 2016	15,161.37		2,967 Ordinary shares
CBA Markets Limited ACN 003 485 952	Thursday, 15 September 2016	6,002.70		1,177 Ordinary shares
CBA Markets Limited ACN 003 485 952	Thursday, 15 September 2016	33,996.60		6,666 Ordinary shares
CBA Markets Limited ACN 003 485 952	Thursday, 15 September 2016	228,600.96		44,736 Ordinary shares
CBA Markets Limited ACN 003 485 952	Friday, 16 September 2016	649.20		120 Ordinary shares
CBA Markets Limited	Friday, 16 September	719.40		132 Ordinary shares

ACN 003 485 952	2016			
CBA Markets Limited ACN 003 485 952	Friday, 16 September 2016	5,021.64		962 Ordinary shares
CBA Markets Limited ACN 003 485 952	Friday, 16 September 2016	1,976.00		380 Ordinary shares
CBA Markets Limited ACN 003 485 952	Friday, 16 September 2016	1,968.75		375 Ordinary shares
CBA Markets Limited ACN 003 485 952	Tuesday, 20 September 2016	1,990.60		370 Ordinary shares
CBA Markets Limited ACN 003 485 952	Tuesday, 20 September 2016	229.19		43 Ordinary shares
CBA Markets Limited ACN 003 485 952	Tuesday, 20 September 2016	1,524.38		286 Ordinary shares
CBA Markets Limited ACN 003 485 952	Tuesday, 20 September 2016	1,561.69		293 Ordinary shares
CBA Markets Limited ACN 003 485 952	Tuesday, 20 September 2016	1,508.39		283 Ordinary shares
CBA Markets Limited ACN 003 485 952	Tuesday, 20 September 2016	836.81		157 Ordinary shares
CBA Markets Limited ACN 003 485 952	Tuesday, 20 September 2016	1,561.69		293 Ordinary shares
CBA Markets Limited ACN 003 485 952	Tuesday, 20 September 2016	1,028.69		193 Ordinary shares
CBA Markets Limited ACN 003 485 952	Wednesday, 21 September 2016	15.90		3 Ordinary shares
CBA Markets Limited ACN 003 485 952	Wednesday, 21 September 2016	174.90		33 Ordinary shares
CBA Markets Limited ACN 003 485 952	Wednesday, 21 September 2016	715.50		135 Ordinary shares
CBA Markets Limited ACN 003 485 952	Wednesday, 21 September 2016	254.40		48 Ordinary shares
CBA Markets Limited ACN 003 485 952	Wednesday, 21 September 2016	47.70		9 Ordinary shares
CBA Markets Limited ACN 003 485 952	Wednesday, 21 September 2016	74.20		14 Ordinary shares
CBA Markets Limited ACN 003 485 952	Wednesday, 21 September 2016	858.60		162 Ordinary shares

CBA Markets Limited ACN 003 485 952	Wednesday, 21 September 2016	683.70		129 Ordinary shares
CBA Markets Limited ACN 003 485 952	Wednesday, 21 September 2016	1,054.70		199 Ordinary shares
CBA Markets Limited ACN 003 485 952	Wednesday, 21 September 2016	1,091.80		206 Ordinary shares
CBA Markets Limited ACN 003 485 952	Wednesday, 21 September 2016	1,777.76		328 Ordinary shares
CBA Markets Limited ACN 003 485 952	Wednesday, 21 September 2016	2,265.56		418 Ordinary shares
CBA Markets Limited ACN 003 485 952	Wednesday, 21 September 2016	9,848.14		1,817 Ordinary shares
CBA Markets Limited ACN 003 485 952	Wednesday, 21 September 2016	4,325.16		798 Ordinary shares
CBA Markets Limited ACN 003 485 952	Wednesday, 21 September 2016	3,333.30		615 Ordinary shares
CBA Markets Limited ACN 003 485 952	Wednesday, 21 September 2016	2,341.44		432 Ordinary shares
CBA Markets Limited ACN 003 485 952	Wednesday, 21 September 2016	497.26		92 Ordinary shares
CBA Markets Limited ACN 003 485 952	Wednesday, 21 September 2016	335.11		62 Ordinary shares
CBA Markets Limited ACN 003 485 952	Wednesday, 21 September 2016	830.79		153 Ordinary shares
CBA Markets Limited ACN 003 485 952	Wednesday, 21 September 2016	157.32		29 Ordinary shares
CBA Markets Limited ACN 003 485 952	Wednesday, 21 September 2016	508.07		94 Ordinary shares
CBA Markets Limited ACN 003 485 952	Wednesday, 21 September 2016	432.40		80 Ordinary shares
CBA Markets Limited ACN 003 485 952	Wednesday, 21 September 2016	3,163.93		587 Ordinary shares
CBA Markets Limited ACN 003 485 952	Wednesday, 21 September 2016	378.35		70 Ordinary shares
CBA Markets Limited ACN 003 485 952	Wednesday, 21 September 2016	875.61		162 Ordinary shares
CBA Markets Limited	Wednesday, 21	367.54		68 Ordinary shares

ACN 003 485 952	September 2016			
CBA Markets Limited ACN 003 485 952	Thursday, 22 September 2016	1,981.95		365 Ordinary shares
CBA Markets Limited ACN 003 485 952	Thursday, 22 September 2016	1,974.65		365 Ordinary shares
CBA Markets Limited ACN 003 485 952	Thursday, 22 September 2016	1,988.00		355 Ordinary shares
CBA Markets Limited ACN 003 485 952	Thursday, 22 September 2016	931.86		167 Ordinary shares
CBA Markets Limited ACN 003 485 952	Thursday, 22 September 2016	892.80		160 Ordinary shares
CBA Markets Limited ACN 003 485 952	Thursday, 22 September 2016	340.38		61 Ordinary shares
CBA Markets Limited ACN 003 485 952	Thursday, 22 September 2016	903.96		162 Ordinary shares
CBA Markets Limited ACN 003 485 952	Thursday, 22 September 2016	8,651.07		1,611 Ordinary shares
CBA Markets Limited ACN 003 485 952	Thursday, 22 September 2016	1,256.58		234 Ordinary shares
CBA Markets Limited ACN 003 485 952	Thursday, 22 September 2016	2,020.20		370 Ordinary shares
CBA Markets Limited ACN 003 485 952	Friday, 23 September 2016	2,093.36		382 Ordinary shares
CBA Markets Limited ACN 003 485 952	Friday, 23 September 2016	1,988.00		355 Ordinary shares
CBA Markets Limited ACN 003 485 952	Friday, 23 September 2016	1,756.80		320 Ordinary shares
CBA Markets Limited ACN 003 485 952	Friday, 23 September 2016	949.77		173 Ordinary shares
CBA Markets Limited ACN 003 485 952	Friday, 23 September 2016	741.15		135 Ordinary shares
CBA Markets Limited ACN 003 485 952	Friday, 23 September 2016	828.00		150 Ordinary shares
CBA Markets Limited ACN 003 485 952	Friday, 23 September 2016	1,963.50		350 Ordinary shares
CBA Markets Limited ACN 003 485 952	Friday, 23 September 2016	1,963.15		355 Ordinary shares


CBA Markets Limited ACN 003 485 952	Friday, 23 September 2016	3,002.95		545 Ordinary shares
CBA Markets Limited ACN 003 485 952	Friday, 23 September 2016	3,168.48		574 Ordinary shares
CBA Markets Limited ACN 003 485 952	Friday, 23 September 2016	916.32		166 Ordinary shares
CBA Markets Limited ACN 003 485 952	Friday, 23 September 2016	270.23		49 Ordinary shares
CBA Markets Limited ACN 003 485 952	Friday, 23 September 2016	38.60		7 Ordinary shares
CBA Markets Limited ACN 003 485 952	Friday, 23 September 2016	165.45		30 Ordinary shares
CBA Markets Limited ACN 003 485 952	Friday, 23 September 2016	1,970.50		350 Ordinary shares
CBA Markets Limited ACN 003 485 952	Friday, 23 September 2016	1,784.25		325 Ordinary shares
CBA Markets Limited ACN 003 485 952	Friday, 23 September 2016	5.49		1 Ordinary shares
CBA Markets Limited ACN 003 485 952	Friday, 23 September 2016	3,480.66		634 Ordinary shares
CBA Markets Limited ACN 003 485 952	Monday, 26 September 2016	2,317.07		419 Ordinary shares
CBA Markets Limited ACN 003 485 952	Monday, 26 September 2016	1,974.21		357 Ordinary shares
CBA Markets Limited ACN 003 485 952	Monday, 26 September 2016	5,706.96		1,032 Ordinary shares
CBA Markets Limited ACN 003 485 952	Tuesday, 27 September 2016	2,142.45		405 Ordinary shares
CBA Markets Limited ACN 003 485 952	Tuesday, 27 September 2016	539.58		102 Ordinary shares
CBA Markets Limited ACN 003 485 952	Tuesday, 27 September 2016	2,237.67		423 Ordinary shares
CBA Markets Limited ACN 003 485 952	Tuesday, 27 September 2016	1,581.71		299 Ordinary shares
CBA Markets Limited ACN 003 485 952	Tuesday, 27 September 2016	2,412.24		456 Ordinary shares
CBA Markets Limited	Tuesday, 27 September	3,004.72		568 Ordinary shares

ACN 003 485 952	2016			
CBA Markets Limited ACN 003 485 952	Tuesday, 27 September 2016	830.53		157 Ordinary shares
CBA Markets Limited ACN 003 485 952	Tuesday, 27 September 2016	8,010.40		1,520 Ordinary shares
CBA Markets Limited ACN 003 485 952	Wednesday, 28 September 2016	490.68		94 Ordinary shares
CBA Markets Limited ACN 003 485 952	Wednesday, 28 September 2016	1,748.70		335 Ordinary shares
CBA Markets Limited ACN 003 485 952	Wednesday, 28 September 2016	1,038.78		199 Ordinary shares
CBA Markets Limited ACN 003 485 952	Wednesday, 28 September 2016	2,129.76		408 Ordinary shares
CBA Markets Limited ACN 003 485 952	Wednesday, 28 September 2016	2,171.52		416 Ordinary shares
CBA Markets Limited ACN 003 485 952	Wednesday, 28 September 2016	746.46		143 Ordinary shares
CBA Markets Limited ACN 003 485 952	Wednesday, 28 September 2016	1,581.66		303 Ordinary shares
CBA Markets Limited ACN 003 485 952	Wednesday, 28 September 2016	1,983.60		380 Ordinary shares
CBA Markets Limited ACN 003 485 952	Wednesday, 28 September 2016	2,358.70		458 Ordinary shares
CBA Markets Limited ACN 003 485 952	Thursday, 29 September 2016	1,983.60		380 Ordinary shares
CBA Markets Limited ACN 003 485 952	Thursday, 29 September 2016	5,808.80		1,096 Ordinary shares
CBA Markets Limited ACN 003 485 952	Thursday, 29 September 2016	4,483.80		846 Ordinary shares
CBA Markets Limited ACN 003 485 952	Thursday, 29 September 2016	606.05		115 Ordinary shares
CBA Markets Limited ACN 003 485 952	Thursday, 29 September 2016	126.48		24 Ordinary shares
CBA Markets Limited ACN 003 485 952	Thursday, 29 September 2016	121.21		23 Ordinary shares
CBA Markets Limited ACN 003 485 952	Thursday, 29 September 2016	4,699.20		890 Ordinary shares

CBA Markets Limited ACN 003 485 952	Thursday, 29 September 2016	4,020.40		760 Ordinary shares
CBA Markets Limited ACN 003 485 952	Thursday, 29 September 2016	1,965.00		375 Ordinary shares
CBA Markets Limited ACN 003 485 952	Thursday, 29 September 2016	1,991.20		380 Ordinary shares
CBA Markets Limited ACN 003 485 952	Friday, 30 September 2016	5.13		1 Ordinary shares
CBA Markets Limited ACN 003 485 952	Friday, 30 September 2016	1,062.96		206 Ordinary shares
CBA Markets Limited ACN 003 485 952	Friday, 30 September 2016	1,992.90		390 Ordinary shares
CBA Markets Limited ACN 003 485 952	Friday, 30 September 2016	3,533.04		701 Ordinary shares
CBA Markets Limited ACN 003 485 952	Friday, 30 September 2016	14,605.92		2,898 Ordinary shares
CBA Markets Limited ACN 003 485 952	Tuesday, 4 October 2016	6,028.23		1,189 Ordinary shares
CBA Markets Limited ACN 003 485 952	Tuesday, 4 October 2016	3,843.06		758 Ordinary shares
CBA Markets Limited ACN 003 485 952	Wednesday, 5 October 2016	3,957.90		790 Ordinary shares
CBA Markets Limited ACN 003 485 952	Wednesday, 5 October 2016	1,971.05		395 Ordinary shares
CBA Markets Limited ACN 003 485 952	Wednesday, 5 October 2016	8,686.00		1,720 Ordinary shares
CBA Markets Limited ACN 003 485 952	Wednesday, 5 October 2016	1,272.60		252 Ordinary shares
CBA Markets Limited ACN 003 485 952	Wednesday, 5 October 2016	1,980.00		400 Ordinary shares
CBA Markets Limited ACN 003 485 952	Thursday, 6 October 2016	1,982.90		395 Ordinary shares

Annexure C

This is annexure C referred to in Form 603, Notice of initial substantial holder dated **06/10/2016**



Carla Collingwood

Company Secretary

Dated the 11 October 2016

Commonwealth Bank of Australia will, if requested by the company or responsible entity to whom this form must be given or by the Australian Securities and Investments Commission (ASIC), give a copy of one or more of the following agreements to the company, responsible entity or ASIC (as appropriate).

Barclays Capital Securities Ltd

Type of agreement:	Global Master Securities Lending Agreement
Parties to agreement:	(1) Commonwealth Bank of Australia and (2) Barclays Capital Securities Ltd
Can the parties exercise voting rights attaching to the securities?	No
If yes, in what circumstances?	N/A
Date on which the securities were (or are) expected to be delivered to the borrower or its nominee (ie borrow date):	The dates indicated in Annexure B on which securities were borrowed.
Scheduled date (if any) when the securities are expected to be returned to the borrower or its nominee (ie return date):	Any particular day.
Does the borrower have the right to return the securities early? [Yes/No]	Yes
If yes, in which circumstances?	At any time subject to giving notice.
Does the lender have the right to recall the securities early (ie before the scheduled return date)? [Yes/No]	Yes
If yes, in which circumstances?	At any time subject to giving notice.
Are there circumstances in which the borrower will not be required to return the securities on settlement? [Yes/No]	No
If yes, in which circumstances?	N/A

UBS AG (Agreement 2)

Type of agreement:	Australian Master Securities Lending Agreement
--------------------	--

Parties to agreement:	(1) UBS AG; and (2) Colonial First State Investments Limited
Can the parties exercise voting rights attaching to the securities?	No
If yes, in what circumstances?	N/A
Date on which the securities were (or are) expected to be delivered to the borrower or its nominee (ie borrow date):	The dates indicated in Annexure B on which securities were borrowed.
Scheduled date (if any) when the securities are expected to be returned to the borrower or its nominee (ie return date):	Any particular day.
Does the borrower have the right to return the securities early? [Yes/No]	Yes
If yes, in which circumstances?	At any time subject to giving notice.
Does the lender have the right to recall the securities early (ie before the scheduled return date)? [Yes/No]	Yes
If yes, in which circumstances?	At any time subject to giving notice.
Are there circumstances in which the borrower will not be required to return the securities on settlement? [Yes/No]	No
If yes, in which circumstances?	N/A