

**FORM 603**

Corporations Act 2001

Section 671B

**Notice of initial substantial holder****To: Company Name/Scheme: SANDFIRE RESOURCES NL**ACN/ARSN: **105 154 185****1. Details of substantial holder**

Name: Commonwealth Bank of Australia ACN 123 123 124 (CBA) and its related bodies corporate listed in annexure A

The holder became a substantial holder on: **06/10/2016****2. Details of voting power**

The total number of votes attached to all the voting shares in the company or voting interests in the scheme that the substantial holder or an associate had a relevant interest in on the date the substantial holder became a substantial holder are as follows.

Class of securities	Number of securities	Person's votes	Voting power (%)
Fully Paid ordinary shares	6,394,388	6,394,388	4.05

For the Securities (if any) listed below see NOTE 1 at the end of this form

Class of securities	Number of securities	Person's votes	Voting power (%)
Fully Paid ordinary shares	1,556,507	1,556,507	0.98

Class of securities	Number of securities	Person's votes	Voting power (%)
GRAND TOTAL Fully paid ordinary shares	7,950,895	7,950,895	5.04

### 3. Details of relevant interests

The nature of the relevant interest the substantial holder or an associate had in the following voting securities on the date the substantial holder became a substantial holder are as follows:

Holder of relevant interest	Nature of relevant interest	Class and number of securities
CBA Markets Limited ACN 003 485 952	<p>Relevant interest under paragraph 608(1)(b) and/or 608(1)(c) of the Corporations Act 2001 (Cth), being a relevant interest arising as a result of having the power to control the exercise of the right to vote attached to securities and/or to control the exercise of the power to dispose of securities in a proprietary capacity (including as a result of underwriting activities). In addition, if any OTC derivatives, warrants or other securities (other than ordinary shares or ordinary units (as applicable)) are referred to below in this row, the relevant interest in respect of those securities arises under subsection 608(8) being an accelerated relevant interest held in the same capacity.</p> <p>Nature of relevant interest derived from; ordinary shares 333,301</p>	<p>333,301 Fully paid ordinary shares</p> <p>(including 118,125 borrowed from Barclays Capital Securities Ltd, see Annexure C)</p>
Avanteos Investments Limited ACN 096 259 979	<p>Relevant interest under paragraph 608(1)(a), 608(1)(b) and 608(1)(c) of the Corporations Act 2001 (Cth), being a relevant interest arising as a result of being the registered holder of the relevant securities in its capacity as a superannuation trustee. In addition, if any OTC derivatives, warrants or other securities (other than ordinary shares or ordinary units (as applicable)) are referred to below in this row, the relevant interest in respect of those securities arises under subsection 608(8) being an accelerated relevant interest held in the same capacity.</p> <p>Nature of relevant interest derived from; ordinary shares 300</p>	<p>300 Fully paid ordinary shares</p>
Colonial First State Investments Limited ACN 002 348 352	<p>Relevant interest under paragraph 608(1)(b) and/or 608(1)(c) of the Corporations Act 2001 (Cth), being a relevant interest arising from having the power to control the exercise of the right to vote attached to securities and/or to control the exercise of the power to dispose of securities in its capacity as a responsible entity of a managed investment scheme (which managed investment scheme is managed by Colonial First Statement Investments Limited or a related body corporate). In addition, if any OTC derivatives, warrants or other securities (other than ordinary shares or ordinary units (as applicable)) are referred to below in this row, the relevant interest in respect of those securities arises under subsection 608(8) being an accelerated relevant interest held in the same capacity.</p> <p>Nature of relevant interest derived from; ordinary shares 57,854</p>	<p>57,854 Fully paid ordinary shares</p>
Colonial First State Investments Limited (Note 1)	Relevant interest under paragraph 608(1)(b) and/or	<p>1,556,507 Fully paid ordinary shares</p>

ACN 002 348 352	<p>608(1)(c) of the Corporations Act 2001 (Cth), being a relevant interest arising from having the residual power to control the exercise of the right to vote attached to securities and/or to control the exercise of the power to dispose of securities in its capacity as a responsible entity of a managed investment scheme (which managed investment scheme is not managed by either Colonial First State Investments Limited or a related body corporate). In addition, if any OTC derivatives, warrants or other securities (other than ordinary shares or ordinary units (as applicable)) are referred to below in this row, the relevant interest in respect of those securities arises under subsection 608(8) being a residual accelerated relevant interest held in the same capacity. Colonial First State Investments Limited has authorised the manager of each such managed investment scheme to exercise the powers referred to in paragraph 608(1)(b) and/or 608(1)(c) of the Corporations Act 2001 (Cth) in relation to those securities managed by the manager to the exclusion of Colonial First State Investments Limited except for provisions allowing Colonial First State Investments Limited to terminate the agreement with the manager or to exercise those powers where the agreement is terminated.</p> <p>Nature of relevant interest derived from; ordinary shares 1,556,507</p>	(including 107,161 borrowed from UBS AG (Agreement 2), see Annexure C)
Realindex Investments Pty Limited ACN 133 312 017	<p>Relevant interest under paragraph 608(1)(b) and/or 608(1)(c) of the Corporations Act 2001 (Cth), being a relevant interest arising from having the power to control the exercise of the right to vote attached to securities and/or to control the exercise of the power to dispose of securities in its capacity as investment manager, as provided for under its investment mandates. In addition, if any OTC derivatives, warrants or other securities (other than ordinary shares or ordinary units (as applicable)) are referred to below in this row, the relevant interest in respect of those securities arises under subsection 608(8) being an accelerated relevant interest held in the same capacity.</p> <p>Nature of relevant interest derived from; ordinary shares 1,472,863</p>	1,472,863 Fully paid ordinary shares
Commonwealth Bank Officers Superannuation Corporation Pty Limited ACN 074 519 798	<p>Relevant interest under paragraph 608(1)(b) and/or 608(1)(c) of the Corporations Act 2001 (Cth), being a relevant interest arising from having the power to control the exercise of the right to vote attached to securities and/or to control the exercise of the power to dispose of securities in its capacity as trustee for the Officers' Superannuation Fund. In addition, if any OTC derivatives, warrants or other securities (other than ordinary shares or ordinary units (as applicable)) are referred to below in this row, the relevant interest in respect of those securities arises under subsection 608(8) being an accelerated relevant interest held in the same capacity.</p> <p>Nature of relevant interest derived from;</p>	33,955 Fully paid ordinary shares

	ordinary shares 33,955	
Colonial First State Asset Management (Australia) Limited ACN 114 194 311	<p>Relevant interest under paragraph 608(1)(b) and/or 608(1)(c) of the Corporations Act 2001 (Cth), being a relevant interest arising from having the power to control the exercise of the right to vote attached to securities and/or to control the exercise of the power to dispose of securities in its capacity as investment manager (as provided for under its investment mandates). In addition, if any OTC derivatives, warrants or other securities (other than ordinary shares or ordinary units (as applicable)) are referred to below in this row, the relevant interest in respect of those securities arises under subsection 608(8) being an accelerated relevant interest held in the same capacity.</p> <p>Nature of relevant interest derived from; ordinary shares 4,496,115</p>	<p>4,496,115 Fully paid ordinary shares</p>
Colonial First State Investments Limited ACN 002 348 352	<p>Relevant interest under paragraph 608(1)(b) and/or 608(1)(c) of the Corporations Act 2001 (Cth), being a relevant interest arising from having the power to control the exercise of the right to vote attached to securities and/or to control the exercise of the power to dispose of securities in its capacity as a responsible entity of a managed investment scheme (which managed investment scheme is managed by Colonial First Statement Investments Limited or a related body corporate). In addition, if any OTC derivatives, warrants or other securities (other than ordinary shares or ordinary units (as applicable)) are referred to below in this row, the relevant interest in respect of those securities arises under subsection 608(8) being an accelerated relevant interest held in the same capacity.</p> <p>Nature of relevant interest derived from; ordinary shares 5,106,517</p>	<p>5,106,517 Fully paid ordinary shares  (including 107,161 borrowed from UBS AG (Agreement 2), see Annexure C)</p>
ASB Group Investments Limited Company Number 533945	<p>Relevant interest under paragraph 608(1)(b) and/or 608(1)(c) of the Corporations Act 2001 (Cth), being a relevant interest arising from having the power to control the exercise of the right to vote attached to securities and/or to control the exercise of the power to dispose of securities in its capacity as investment manager, as provided for under its investment mandates, as a life company holding statutory funds and as the responsible entity or manager of a managed investment scheme. In addition, if any OTC derivatives, warrants or other securities (other than ordinary shares or ordinary units (as applicable)) are referred to below in this row, the relevant interest in respect of those securities arises under subsection 608(8) being an accelerated relevant interest held in the same capacity.</p> <p>Nature of relevant interest derived from; ordinary shares 43,013</p>	<p>43,013 Fully paid ordinary shares</p>
First State Investments (Hong Kong) Ltd ACN 206616	<p>Relevant interest under paragraph 608(1)(b) and/or 608(1)(c) of the Corporations Act 2001 (Cth), being a</p>	<p>57,854 Fully paid ordinary shares</p>

	<p>relevant interest arising from having the power to control the exercise of the right to vote attached to securities and/or to control the exercise of the power to dispose of securities in its capacity as discretionary investment manager, as provided for under its investment mandates. In addition, if any OTC derivatives, warrants or other securities (other than ordinary shares or ordinary units (as applicable)) are referred to below in this row, the relevant interest in respect of those securities arises under subsection 608(8) being an accelerated relevant interest held in the same capacity.</p> <p>Nature of relevant interest derived from; ordinary shares 57,854</p>	
<p>Colonial First State Investments Limited ACN 002 348 352</p>	<p>Relevant interest under paragraph 608(1)(b) and/or 608(1)(c) of the Corporations Act 2001 (Cth), being a relevant interest arising from having the power to control the exercise of the right to vote attached to securities and/or to control the exercise of the power to dispose of securities in its capacity as a responsible entity of a managed investment scheme (which managed investment scheme is managed by Colonial First Statement Investments Limited or a related body corporate). In addition, if any OTC derivatives, warrants or other securities (other than ordinary shares or ordinary units (as applicable)) are referred to below in this row, the relevant interest in respect of those securities arises under subsection 608(8) being an accelerated relevant interest held in the same capacity.</p> <p>Nature of relevant interest derived from; ordinary shares 978,393</p>	<p>978,393 Fully paid ordinary shares</p>
<p>Realindex Investments Pty Limited ACN 133 312 017</p>	<p>Relevant interest under paragraph 608(1)(b) and/or 608(1)(c) of the Corporations Act 2001 (Cth), being a relevant interest arising from having the power to control the exercise of the right to vote attached to securities and/or to control the exercise of the power to dispose of securities in its capacity as investment manager, as provided for under its investment mandates. In addition, if any OTC derivatives, warrants or other securities (other than ordinary shares or ordinary units (as applicable)) are referred to below in this row, the relevant interest in respect of those securities arises under subsection 608(8) being an accelerated relevant interest held in the same capacity.</p> <p>Nature of relevant interest derived from; ordinary shares 1,436,384</p>	<p>1,436,384 Fully paid ordinary shares</p>
<p>Colonial First State Asset Management (Australia) Limited ACN 114 194 311</p>	<p>Relevant interest under paragraph 608(1)(b) and/or 608(1)(c) of the Corporations Act 2001 (Cth), being a relevant interest arising from having the power to control the exercise of the right to vote attached to securities and/or to control the exercise of the power to dispose of securities in its capacity as investment manager (as provided for under its investment mandates). In addition, if any OTC derivatives, warrants or other securities (other than ordinary shares or ordinary units</p>	<p>3,029,768 Fully paid ordinary shares</p>

	<p>(as applicable)) are referred to below in this row, the relevant interest in respect of those securities arises under subsection 608(8) being an accelerated relevant interest held in the same capacity.</p> <p>Nature of relevant interest derived from; ordinary shares 3,029,768</p>	
<p>First State Investments (Singapore) ACN 196900420D</p>	<p>Relevant interest under paragraph 608(1)(b) and/or 608(1)(c) of the Corporations Act 2001 (Cth), being a relevant interest arising from having the power to control the exercise of the right to vote attached to securities and/or to control the exercise of the power to dispose of securities in its capacity as discretionary investment manager, as provided for under its investment mandates. In addition, if any OTC derivatives, warrants or other securities (other than ordinary shares or ordinary units (as applicable)) are referred to below in this row, the relevant interest in respect of those securities arises under subsection 608(8) being an accelerated relevant interest held in the same capacity.</p> <p>Nature of relevant interest derived from; ordinary shares 69,373</p>	<p>69,373 Fully paid ordinary shares</p>
<p>First State Investment Management (UK) Limited ACN SC0 477 08</p>	<p>Relevant interest under paragraph 608(1)(b) and/or 608(1)(c) of the Corporations Act 2001 (Cth), being a relevant interest arising from having the power to control the exercise of the right to vote attached to securities and/or to control the exercise the power to dispose of securities in its capacity as discretionary investment manager, as provided for under its investment mandates. In addition, if any OTC derivatives, warrants or other securities (other than ordinary shares or ordinary units (as applicable)) are referred to below in this row, the relevant interest in respect of those securities arises under subsection 608(8) being an accelerated relevant interest held in the same capacity.</p> <p>Nature of relevant interest derived from; ordinary shares 412,047</p>	<p>412,047 Fully paid ordinary shares</p>

#### 4. Details of present registered holders

The persons registered as holders of the securities referred to in paragraph 3 above are as follows

Holder of relevant interest	Registered holder of securities	Person entitled to be registered as holder	Class and number of securities
CBA Markets Limited ACN 003 485 952	Share Direct Nominees Pty Limited		333,301 Fully paid ordinary shares
Avanteos Investments Limited ACN 096 259 979	Avanteos Investments Limited		300 Fully paid ordinary shares
Colonial First State Investments Limited ACN 002 348 352	HSBC UK		57,854 Fully paid ordinary shares
Colonial First State Investments Limited (Note 1) ACN 002 348 352	Citicorp Nominees Pty Limited (Australia)		668,410 Fully paid ordinary shares
Colonial First State Investments Limited (Note 1) ACN 002 348 352	Northern Trust Company		50,274 Fully paid ordinary shares
Colonial First State Investments Limited (Note 1) ACN 002 348 352	UBS Nominees Pty Ltd		275,233 Fully paid ordinary shares
Colonial First State Investments Limited (Note 1) ACN 002 348 352	Citibank N A Hong Kong		562,590 Fully paid ordinary shares
Realindex Investments Pty Limited ACN 133 312 017	National Bank Nominees Pty Limited		65,496 Fully paid ordinary shares
Realindex Investments Pty Limited ACN 133 312 017	Citibank N A Hong Kong		1,407,367 Fully paid ordinary shares
Commonwealth Bank Officers Superannuation Corporation Pty Limited ACN 074 519 798	Citicorp Nominees Pty Limited (Australia)		33,955 Fully paid ordinary shares
Colonial First State Asset Management (Australia) Limited ACN 114 194 311	State Street Global Services		412,047 Fully paid ordinary shares
Colonial First State Asset Management (Australia) Limited ACN 114 194 311	Citicorp Nominees Pty Limited (Australia)		1,923,924 Fully paid ordinary shares
Colonial First State Asset Management (Australia) Limited ACN 114 194 311	State Street Global Advisors (Australia) Limited		389,030 Fully paid ordinary shares
Colonial First State Asset Management (Australia)	Northern Trust Company		715,813 Fully paid ordinary shares

Limited ACN 114 194 311			
Colonial First State Asset Management (Australia) Limited ACN 114 194 311	Brown Brothers Harriman		51,837 Fully paid ordinary shares
Colonial First State Asset Management (Australia) Limited ACN 114 194 311	Citibank N A London		198,369 Fully paid ordinary shares
Colonial First State Asset Management (Australia) Limited ACN 114 194 311	BNP Paribas Securities		227,746 Fully paid ordinary shares
Colonial First State Asset Management (Australia) Limited ACN 114 194 311	The Bank of New York Mellon Corp		18,666 Fully paid ordinary shares
Colonial First State Asset Management (Australia) Limited ACN 114 194 311	Citibank N A Hong Kong		558,683 Fully paid ordinary shares



**5. Consideration**

The consideration paid for each relevant interest referred to in paragraph 3 above, and acquired in the four months prior to the day that the substantial holder became a substantial holder is as follows:

<b>Holder of relevant interest</b>	<b>Date of acquisition</b>	<b>Consideration-Cash</b>	<b>Consideration-Non-Cash</b>	<b>Class and number of securities</b>
See annexure B to this notice				

## 6. Associates

The reasons the persons named in paragraph 3 above are associates of the substantial holder are as follows:

Name and ACN/ARSN (if applicable)	Nature of association
ASB Group Investments Limited Company Number 533945	An indirect wholly-owned subsidiary, and therefore related body corporate, of Commonwealth Bank of Australia
First State Investments (Hong Kong) Ltd ACN 206616	An indirect wholly-owned subsidiary, and therefore related body corporate, of Commonwealth Bank of Australia
Commonwealth Bank Officers Superannuation Corporation Pty Limited ACN 074 519 798	A direct wholly-owned subsidiary, and therefore related body corporate, of Commonwealth Bank of Australia
Colonial First State Asset Management (Australia) Limited ACN 114 194 311	An indirect wholly-owned subsidiary, and therefore related body corporate, of Commonwealth Bank of Australia
First State Investment Management (UK) Limited ACN SC0 477 08	An indirect wholly-owned subsidiary, and therefore related body corporate, of Commonwealth Bank of Australia
Avanteos Investments Limited ACN 096 259 979	An indirect wholly-owned subsidiary, and therefore related body corporate, of Commonwealth Bank of Australia
Realindex Investments Pty Limited ACN 133 312 017	An indirect wholly-owned subsidiary, and therefore related body corporate, of Commonwealth Bank of Australia
CBA Markets Limited ACN 003 485 952	An indirect wholly-owned subsidiary, and therefore related body corporate, of Commonwealth Bank of Australia
First State Investments (Singapore) ACN 196900420D	An indirect wholly-owned subsidiary, and therefore related body corporate, of Commonwealth Bank of Australia
Colonial First State Investments Limited ACN 002 348 352	An indirect wholly-owned subsidiary, and therefore related body corporate, of Commonwealth Bank of Australia
Sovereign Services Limited ACN 969417	An indirect wholly-owned subsidiary, and therefore related body corporate, of Commonwealth Bank of Australia
The Colonial Mutual Life Assurance Society Limited ACN 004 021 809	An indirect wholly-owned subsidiary, and therefore related body corporate, of Commonwealth Bank of Australia

## 7. Addresses

The addresses of persons named in this form are as follows:

Name	Address
ASB Group Investments Limited Company Number 533945	Level 2, ASB North Wharf, 12 Jellicoe Street, Auckland, 1010 , New Zealand
First State Investments (Hong Kong) Ltd ACN 206616	25th Floor, One Exchange Square, Central, Hong Kong
Commonwealth Bank Officers Superannuation Corporation Pty Limited ACN 074 519 798	Level 11 Tower 1, 201 Sussex St Sydney NSW 2001
Colonial First State Asset Management (Australia) Limited ACN 114 194 311	Ground Floor Tower 1, 201 Sussex Street, Sydney, NSW, 2000, Australia
First State Investment Management (UK) Limited ACN SC0 477 08	23 St Andrew Square Edinburgh EH2 1BB
Avanteos Investments Limited ACN 096 259 979	Ground Floor Tower 1, 201 Sussex Street, Sydney, NSW, 2000, Australia
Realindex Investments Pty Limited ACN 133 312 017	Ground Floor Tower 1, 201 Sussex Street, Sydney, NSW, 2000, Australia
CBA Markets Limited ACN 003 485 952	Ground Floor Tower 1, 201 Sussex Street, Sydney, NSW, 2000, Australia
First State Investments (Singapore) ACN 196900420D	38 Beach Road, #06-11 South Beach Tower, SINGAPORE, 189767
Colonial First State Investments Limited ACN 002 348 352	Ground Floor Tower 1, 201 Sussex Street, Sydney, NSW, 2000, Australia
Sovereign Services Limited ACN 969417	Level 2, ASB North Wharf, 12 Jellicoe Street, Auckland, 1010 , New Zealand
The Colonial Mutual Life Assurance Society Limited ACN 004 021 809	Ground Floor Tower 1, 201 Sussex Street, Sydney, NSW, 2000, Australia

## 8. Signature

NOTE 1--(This note is relevant to section 2,3,4 and 5)

The relevant interests in these securities:

- a) are/were held by Colonial First State Investments Limited (CFS) as responsible entity of the specified registered managed investment schemes and relate(d) to holdings in connection with the Colonial First State First Choice product range. Decisions to buy/sell those securities and exercise voting rights in relation to those securities are made by managers to whom CFS has outsourced those functions. By instrument dated 29 October 2001 the Australian Securities and Investments Commission ("ASIC") has granted certain relief to CFS and its related bodies corporate for these holdings from the applicable provisions of Chapter 6 of the Corporations Act in relation to the acquisition of or increase in voting power of such securities (the Manager Relief). These managers are not associates of, other than by virtue of an agreement in accordance with the terms of the Manager Relief, the Commonwealth Bank of Australia group; or
- b) are/were held by or for the benefit of specified index funds where the funds have an objective of maintaining a portfolio tracking error less than 0.5% per annum. ASIC has granted certain relief to CFS and its related bodies corporate for these holdings from the applicable provisions of Chapter 6 of the Corporations Act in relation to the acquisition of or increase in voting power of such securities.




Dated the 11 day of October 2016

---

Carla Collingwood-Company Secretary

## Annexure A

This is annexure A referred to in Form 603, Notice of initial substantial holder dated 06/10/2016



Carla Collingwood

Company Secretary

Dated the 11 October 2016

## SCHEDULE

AEGIS CORRECTIONAL PARTNERSHIP PTY LTD  
AEGIS LIMITED  
AHL HOLDINGS PTY LIMITED  
ALTONA V6 PTY LIMITED  
ASB BANK LIMITED  
ASB CAPITAL LIMITED (NZX-ASBPA)  
ASB CAPITAL NO.2 LIMITED (NZX-ASBPB)  
ASB FINANCE LIMITED  
ASB FUNDING LIMITED  
ASB GROUP (LIFE) LIMITED  
ASB GROUP INVESTMENTS LIMITED  
ASB HOLDINGS LIMITED  
ASB MANAGEMENT SERVICES LIMITED  
ASB NOMINEES LIMITED  
ASB SECURITIES LIMITED  
ASKLEPIOS LIMITED  
ASPIRE SCHOOLS FINANCING (QLD) PTY LIMITED  
ASPIRE SCHOOLS HOLDINGS (QLD) PTY LIMITED  
AUSIEX NOMINEES PTY LIMITED  
AUSTRALIAN INVESTMENT EXCHANGE LIMITED  
AVANTEOS INVESTMENTS LIMITED  
AVANTEOS PTY LTD  
BANK OF HANGZHOU CO. LTD  
BANKWEST FOUNDATION LIMITED  
BDELTA VESSEL NO 1 PTY LTD  
BDELTA VESSEL NO 2 PTY LTD  
BDELTA VESSEL NO 3 PTY LTD  
BDELTA VESSEL NO 4 PTY LTD  
BOCOMMLIFE INSURANCE COMPANY LIMITED  
BOND INVESTMENTS NO 1 LIMITED  
BOND INVESTMENTS UK LIMITED  
BW FINANCIAL ADVICE LIMITED  
BW SECURITISATION MANAGEMENT PTY LTD  
BWA GROUP SERVICES PTY LTD  
BWA INTELLECTUAL PROPERTY HOLDINGS  
LIMITED  
CAPITAL 121 PTY LIMITED  
CARDS NZ LIMITED  
CBA (EUROPE) FINANCE LTD (IN LIQUIDATION)  
CBA A319 4624 PTY LIMITED  
CBA A319 4635 PTY LIMITED  
CBA A320 4077 PTY LTD  
CBA A320 4948 PTY LIMITED  
CBA A320 5156 PTY LIMITED  
CBA A320 5249 PTY LTD  
CBA A320 5289 PTY LTD  
CBA A320 5638 PTY LTD  
CBA A320 6749 PTY LIMITED  
CBA A320 AIRCRAFT NO1 PTY LTD  
CBA A330 1427 Pty Ltd  
CBA A330 1453 PTY LIMITED  
CBA AIR A320 2714 PTY LIMITED  
CBA AIR PTY LTD  
CBA ASSET FINANCE (NZ) LIMITED  
CBA ASSET HOLDINGS (NZ) LIMITED  
CBA B377 37091 PTY LTD  
CBA B738 39822 PTY LIMITED  
CBA B773 60333 PTY LIMITED  
CBA CAPITAL AUSTRALIA PTY LIMITED  
CBA CAPITAL HOLDINGS INC.  
CBA CAPITAL TRUST I  
CBA CAPITAL TRUST II  
CBA CORPORATE SERVICES (NSW) PTY LIMITED  
CBA CORPORATE SERVICES (VIC) PTY LIMITED  
CBA EUROPE LIMITED  
CBA FUNDING (NZ) LIMITED  
CBA FUNDING HOLDINGS PTY LTD  
CBA FUNDING TRUST I  
CBA INTERNATIONAL FINANCE PTY. LIMITED  
CBA INTERNATIONAL FINANCIAL SERVICES  
LIMITED (formerly known as COMMBANK  
MANAGEMENT CONSULTING (ASIA) COMPANY  
LIMITED)  
CBA INVESTMENTS (NO.4) LIMITED  
CBA IT CO PTY LIMITED (PENDING  
DEREGISTRATION 16/8/16)  
CBA MARKETS LIMITED  
CBA MTE RAIL COMPANY PTY LIMITED  
CBA NZ HOLDING LIMITED  
CBA RAIL & TRAM COMPANY PTY LIMITED  
CBA ROLLING STOCK COMPANY NO.1 PTY  
LIMITED  
CBA SA HOLDINGS PROPRIETARY LIMITED  
CBA SERVICES SINGAPORE PTE LTD  
CBA SPECIALISED FINANCING PTY LIMITED  
CBA STAFF COMMUNITY FUND LIMITED  
CBA USD FUNDING LIMITED  
CBA USD INVESTMENTS PTY LIMITED  
CBFC LEASING PTY. LIMITED  
CBFC LIMITED  
CFS Newham Limited  
CFSPAI EUROPE CO LIMITED (formerly known as  
CFSPAI MALTA CO LIMITED)  
CFSPAI EUROPE HOLDCO LIMITED (formerly known


as CFSPAI MALTA HOLDCO LIMITED)  
 CHRISTMAS BREAK PTY LTD  
 CHULLORA EQUITY INVESTMENT (NO 1) PTY  
 LIMITED  
 CHULLORA EQUITY INVESTMENT (NO 2) PTY  
 LIMITED  
 CHULLORA EQUITY INVESTMENT (NO 3) PTY  
 LIMITED  
 CIPL ARARAT PTY LTD  
 CIPL SA SCHOOLS PTY LTD  
 CISL (NO.1) PTY LIMITED  
 CM-SOMERTON PTY. LTD.  
 CMG ASIA LIFE HOLDINGS LIMITED  
 CMG ASIA PTY LTD  
 COLLATERAL LEASING PTY LTD  
 Colonial (UK) Trustees Limited  
 COLONIAL FIRST STATE ASSET MANAGEMENT  
 (AUSTRALIA) LIMITED  
 COLONIAL FIRST STATE GROUP LIMITED  
 COLONIAL FIRST STATE INFRASTRUCTURE  
 HOLDINGS LIMITED  
 COLONIAL FIRST STATE INFRASTRUCTURE  
 MANAGERS (AUSTRALIA) PTY LTD  
 Colonial First State Investment Managers (UK) Limited  
 COLONIAL FIRST STATE INVESTMENTS LIMITED  
 COLONIAL FIRST STATE MANAGED  
 INFRASTRUCTURE LIMITED  
 COLONIAL HOLDING COMPANY LIMITED  
 COLONIAL MUTUAL SUPERANNUATION PTY. LTD.  
 COLONIAL SERVICES PTY LIMITED  
 COMMBANK EUROPE LIMITED  
 COMMBANK MANAGEMENT CONSULTING  
 (SHANGHAI) COMPANY LIMITED  
 COMMFUNDATION PTY LIMITED  
 COMMONWEALTH AUSTRALIA SECURITIES LLC  
 COMMONWEALTH BANK OF AUSTRALIA  
 COMMONWEALTH BANK OF AUSTRALIA  
 (CHENG'AN) COUNTY BANK CO. LTD.  
 COMMONWEALTH BANK OF AUSTRALIA (CIXIAN)  
 COUNTY BANK CO. LTD  
 COMMONWEALTH BANK OF AUSTRALIA  
 (DENGFENG) COUNTY BANK CO. LTD  
 COMMONWEALTH BANK OF AUSTRALIA  
 (HANDANXIAN) COUNTY BANK CO. LTD.  
 COMMONWEALTH BANK OF AUSTRALIA (JIYUAN)  
 COUNTY BANK CO. LTD  
 COMMONWEALTH BANK OF AUSTRALIA (LANKAO)  
 COUNTY BANK CO. LTD  
 COMMONWEALTH BANK OF AUSTRALIA  
 (LUANCHENG) COUNTY BANK CO. LTD  
 COMMONWEALTH BANK OF AUSTRALIA (MIANCHI)  
 COUNTY BANK CO. LTD  
 COMMONWEALTH BANK OF AUSTRALIA (SHEXIAN)  
 COUNTY BANK CO. LTD  
 COMMONWEALTH BANK OF AUSTRALIA (UK)  
 STAFF BENEFITS SCHEME TRUSTEE COMPANY  
 LIMITED  
 COMMONWEALTH BANK OF AUSTRALIA (WEIXIAN)  
 COUNTY BANK CO. LTD.  
 COMMONWEALTH BANK OF AUSTRALIA  
 (WENXIAN) COUNTY BANK CO. LTD  
 COMMONWEALTH BANK OF AUSTRALIA (XINJI)  
 COUNTY BANK CO. LTD  
 COMMONWEALTH BANK OF AUSTRALIA  
 (YICHUAN) COUNTY BANK CO. LTD  
 COMMONWEALTH BANK OF AUSTRALIA  
 (YONGCHENG) COUNTY BANK CO. LTD  
 COMMONWEALTH BANK OF AUSTRALIA  
 (YONGNIAN) COUNTY BANK CO. LTD  
 COMMONWEALTH BANK OFFICERS  
 SUPERANNUATION CORPORATION PTY LIMITED  
 Commonwealth Custodial Services Pty Ltd  
 COMMONWEALTH DEVELOPMENT BANK OF  
 AUSTRALIA PTY LIMITED  
 COMMONWEALTH FINANCIAL PLANNING LIMITED  
 COMMONWEALTH INSURANCE HOLDINGS LIMITED  
 COMMONWEALTH INSURANCE LIMITED  
 COMMONWEALTH INVESTMENTS PTY LIMITED  
 COMMONWEALTH PRIVATE LIMITED  
 COMMONWEALTH SECURITIES LIMITED  
 COMMONWEALTH INTERNATIONAL HOLDINGS PTY  
 LIMITED  
 COMSEC NOMINEES PTY LIMITED  
 CORE EQUITY SERVICES NOMINEES PTY LIMITED  
 COUNT FINANCIAL LIMITED  
 CRYSTAL AVENUE PTY LIMITED  
 CTB AUSTRALIA LIMITED  
 ELLAS CONTAINER SHIP COMPANY 1 PTY LIMITED  
 ELLAS CONTAINER SHIP COMPANY 2 PTY LIMITED  
 EMERALD HOLDING COMPANY PTY LIMITED  
 EQUIGROUP HOLDINGS PTY LIMITED  
 FINANCIAL WISDOM LIMITED  
 FINCONNECT (AUSTRALIA) PTY LTD  
 FIRST STATE CINDA FUND MANAGEMENT  
 COMPANY LIMITED  
 First State European Diversified Infrastructure Sarl  
 First State Funds Plc  
 First State Global Umbrella Fund Public Limited  
 Company  
 FIRST STATE INFRASTRUCTURE MANAGERS  
 (INTERNATIONAL) LIMITED  
 First State Investment Management (UK) Limited  
 FIRST STATE INVESTMENT MANAGERS (ASIA)  
 LIMITED  
 First State Investment Services (UK) Limited  
 FIRST STATE INVESTMENTS (HONG KONG)  
 LIMITED  
 FIRST STATE INVESTMENTS (JAPAN) LIMITED  
 FIRST STATE INVESTMENTS (NZ) LIMITED  
 FIRST STATE INVESTMENTS (SINGAPORE)  
 First State Investments (UK Holdings) Limited  
 First State Investments (UK) Limited  
 FIRST STATE INVESTMENTS (US) LLC  
 First State Investments Fund Management Sarl  
 First State Investments GIP Management Sarl  
 FIRST STATE INVESTMENTS HOLDINGS  
 (SINGAPORE) LIMITED  
 First State Investments ICVC  
 First State Investments International Inc  
 First State Investments International Limited  
 FIRST STATE NOMINEES (HONG KONG) LIMITED  
 FSIB LTD (formerly known as FIRST STATE

INVESTMENTS (BERMUDA) LIMITED  
 FSIC Limited (formerly known as First State  
 Investments (Cayman) Limited)  
 GT USD FUNDING PTY LIMITED  
 HAZELWOOD INVESTMENT COMPANY PTY  
 LIMITED  
 HOMEPATH PTY LIMITED  
 INVERLOCH LEASING PTY LIMITED  
 INVESTMENT CUSTODIAL SERVICES LIMITED  
 INVESTORWEB.COM. PTY LIMITED  
 IWL BROKING SOLUTIONS PTY LIMITED  
 IWL PTY LIMITED  
 JACQUES MARTIN ADMINISTRATION AND  
 CONSULTING PTY LTD  
 JACQUES MARTIN PTY. LTD.  
 LOFT NO 1 PTY LIMITED  
 LOFT NO 2 PTY LIMITED  
 LOFT NO.3 PTY LIMITED  
 MIS FUNDING NO.1 PTY LIMITED  
 MORTGAGE HOLDING TRUST COMPANY LIMITED  
 MTE DEBT VEHICLE PTY LTD  
 MTE LESSOR 1 PTY LTD  
 MTE LESSOR 2 PTY LTD  
 MTE LESSOR 3 PTY LTD  
 MTE LESSOR 4 PTY LTD  
 MTE LESSOR 5 PTY LTD  
 MTE NOMINEE PARTNER PTY LTD  
 NETSHARE NOMINEES PTY LTD  
 NEWPORT LIMITED  
 NEWSHELF 1314 (PTY) LTD  
 NEWSHELF 1315 (PTY) LTD  
 NIMITZ NOMINEES PTY LIMITED  
 ORE & OVERBURDEN PTY LIMITED  
 PREFERRED CAPITAL PTY LIMITED  
 PREMIUM ALTERNATIVE INVESTMENTS PTY  
 LIMITED  
 PREMIUM CUSTODY SERVICES PTY LTD  
 PREMIUM PLANTATIONS PTY LIMITED  
 PREMIUM PLANTATIONS SERVICES PTY LTD  
 PT BANK COMMONWEALTH  
 PT COMMONWEALTH LIFE  
 PT FIRST STATE INVESTMENTS INDONESIA  
 QILU BANK CO. LTD.  
 REALINDEX INVESTMENTS PTY LIMITED  
 RELIANCE ACHIEVER PTY LIMITED  
 RESIDENTIAL MORTGAGE GROUP PTY LTD  
 ROCK & RUBBLE (DEBT VEHICLE) PTY LIMITED  
 ROCK & RUBBLE (EXISTING) PTY LIMITED  
 ROCK & RUBBLE (NEW) PTY LIMITED  
 SAF MINING NO.2 PTY LIMITED  
 SAF Mining No1 Pty Limited  
 SAFE NO1 PTY LTD  
 SAFE NO19 PTY LIMITED  
 SAFE NO2 PTY LTD  
 SAFE NO20 PTY LIMITED  
 SAFE NO3 PTY LTD  
 SAFE NO4 PTY LIMITED  
 SAFE NO9 PTY LIMITED  
 SAFE USD HOLDINGS PTY LTD

SBN NOMINEES PTY. LIMITED  
 SECURITISATION ADVISORY SERVICES PTY.  
 LIMITED  
 SECURITISATION MANAGEMENT SERVICES  
 LIMITED  
 SECURITY HOLDING INVESTMENT ENTITY LINKING  
 DEALS LIMITED  
 SENBARY PTY LIMITED  
 SHARE DIRECT NOMINEES PTY LIMITED  
 SHARE INVESTMENTS PTY LIMITED  
 SI Holdings Limited  
 SIF RAILWAY NO.1 PTY LIMITED (IN LIQUIDATION)  
 SIF RAILWAY NO.2 PTY LIMITED (IN LIQUIDATION)  
 SOVEREIGN ASSURANCE COMPANY LIMITED  
 SOVEREIGN SERVICES LIMITED  
 SOVEREIGN SUPERANNUATION FUNDS LIMITED  
 SOVEREIGN SUPERANNUATION TRUSTEES  
 LIMITED  
 ST ANDREW'S AUSTRALIA PTY LTD  
 STATE NOMINEES LTD  
 SWAN SECURITISATION FINANCE PTY LIMITED (IN  
 LIQUIDATION)  
 SWAN SECURITISATION INVESTMENTS PTY LTD  
 (IN LIQUIDATION)  
 T.W. CUSTODIANS LIMITED  
 TANKSTREAM RAIL (BY - 1) PTY LIMITED  
 TANKSTREAM RAIL (BY - 2) PTY LIMITED  
 TANKSTREAM RAIL (BY - 3) PTY LIMITED  
 TANKSTREAM RAIL (BY - 4) PTY LIMITED  
 TANKSTREAM RAIL (SW - 1) PTY LIMITED  
 TANKSTREAM RAIL (SW - 2) PTY LIMITED  
 TANKSTREAM RAIL (SW - 3) PTY LIMITED  
 TANKSTREAM RAIL (SW - 4) PTY LIMITED  
 TANKSTREAM RAIL (VICTORIA) PTY LIMITED  
 THE COLONIAL MUTUAL LIFE ASSURANCE  
 SOCIETY LIMITED  
 TOTAL KEEN INVESTMENT LIMITED  
 TYME CAPITAL PROPRIETARY LIMITED  
 TYME INFIELD PROPRIETARY LIMITED (formerly  
 know as EDGE FIELD MARKETING PROPRIETARY  
 LTD)  
 TYME INTELLECTUAL PROPERTIES PROPRIETARY  
 LIMITED  
 TYME INVESTMENTS PROPRIETARY LIMITED  
 TYME TECHNICAL SOLUTIONS PROPRIETARY  
 LIMITED  
 VATOSCAN PROPRIETARY LIMITED  
 VH-VZF PTY LTD  
 VH-VZG PTY LTD  
 VH-VZH PTY LTD  
 VIETNAM INTERNATIONAL BANK (VIETNAM  
 INTERNATIONAL COMMERCIAL JOINT STOCK  
 BANK)  
 VIPRO PTY LIMITED  
 WESTSIDE PROPERTIES LIMITED

**Annexure B**

This is annexure B referred to in Form 603, Notice of initial substantial holder dated **06/10/2016**



Carla Collingwood Company Secretary Dated the 11 October 2016

Colonial First State Asset Management (Australia) Limited ACN 114 194 311

Holder of relevant interest	Date of acquisition	Consideration Cash	Consideration Non-Cash	Class and number of securities
Colonial First State Asset Management (Australia) Limited ACN 114 194 311	Friday, 10 June 2016	90,745.32		16,638 Ordinary shares
Colonial First State Asset Management (Australia) Limited ACN 114 194 311	Wednesday, 21 September 2016	121,412.25		22,500 Ordinary shares
Colonial First State Asset Management (Australia) Limited ACN 114 194 311	Friday, 1 July 2016	17,002.70		3,190 Ordinary shares
Colonial First State Asset Management (Australia) Limited ACN 114 194 311	Thursday, 1 September 2016	18,492.42		3,463 Ordinary shares
Colonial First State Asset Management (Australia) Limited ACN 114 194 311	Friday, 10 June 2016	356,381.80		65,342 Ordinary shares
Colonial First State Asset Management (Australia) Limited ACN 114 194 311	Wednesday, 21 September 2016	712,781.64		132,092 Ordinary shares
Colonial First State Asset Management (Australia) Limited ACN 114 194 311	Friday, 10 June 2016	70,750.59		12,972 Ordinary shares
Colonial First State Asset Management (Australia) Limited ACN 114 194 311	Tuesday, 26 July 2016	1,806,635.74		302,113 Ordinary shares
Colonial First State Asset Management (Australia) Limited ACN 114 194 311	Wednesday, 21 September 2016	114,596.98		21,237 Ordinary shares



114 194 311				
Colonial First State Asset Management (Australia) Limited ACN 114 194 311	Tuesday, 20 September 2016	193,387.53		36,321 Ordinary shares
Colonial First State Asset Management (Australia) Limited ACN 114 194 311	Wednesday, 21 September 2016	9,766.94		1,810 Ordinary shares
Colonial First State Asset Management (Australia) Limited ACN 114 194 311	Thursday, 22 September 2016	139,756.24		25,516 Ordinary shares
Colonial First State Asset Management (Australia) Limited ACN 114 194 311	Friday, 23 September 2016	135,544.55		24,581 Ordinary shares
Colonial First State Asset Management (Australia) Limited ACN 114 194 311	Tuesday, 27 September 2016	131,974.86		25,226 Ordinary shares
Colonial First State Asset Management (Australia) Limited ACN 114 194 311	Thursday, 29 September 2016	128,598.49		24,760 Ordinary shares
Colonial First State Asset Management (Australia) Limited ACN 114 194 311	Tuesday, 4 October 2016	157,945.09		31,132 Ordinary shares
Colonial First State Asset Management (Australia) Limited ACN 114 194 311	Thursday, 6 October 2016	158,156.23		31,570 Ordinary shares
Colonial First State Asset Management (Australia) Limited ACN 114 194 311	Friday, 22 July 2016	163,254.63		26,807 Ordinary shares
Colonial First State Asset Management (Australia) Limited ACN 114 194 311	Friday, 22 July 2016	881,296.08		144,712 Ordinary shares
Colonial First State Asset Management (Australia) Limited ACN 114 194 311	Tuesday, 26 July 2016	803,029.13		137,141 Ordinary shares
Colonial First State Asset Management	Wednesday, 21	129,792.39		24,053 Ordinary shares

(Australia) Limited ACN 114 194 311	September 2016			
Colonial First State Asset Management (Australia) Limited ACN 114 194 311	Wednesday, 22 June 2016	8,450.16		1,644 Ordinary shares
Colonial First State Asset Management (Australia) Limited ACN 114 194 311	Thursday, 7 July 2016	9,473.16		1,774 Ordinary shares
Colonial First State Asset Management (Australia) Limited ACN 114 194 311	Friday, 12 August 2016	51,033.60		8,860 Ordinary shares
Colonial First State Asset Management (Australia) Limited ACN 114 194 311	Tuesday, 20 September 2016	10,277.17		1,931 Ordinary shares
Colonial First State Asset Management (Australia) Limited ACN 114 194 311	Friday, 8 July 2016	10,127.00		1,900 Ordinary shares
Colonial First State Asset Management (Australia) Limited ACN 114 194 311	Friday, 19 August 2016	10,206.00		1,800 Ordinary shares
Colonial First State Asset Management (Australia) Limited ACN 114 194 311	Friday, 10 June 2016	97,884.73		17,947 Ordinary shares
Colonial First State Asset Management (Australia) Limited ACN 114 194 311	Friday, 10 June 2016	135,196.23		24,788 Ordinary shares
Colonial First State Asset Management (Australia) Limited ACN 114 194 311	Wednesday, 21 September 2016	142,748.43		26,454 Ordinary shares

Colonial First State Investments Limited (Note 1) ACN 002 348 352

Holder of relevant interest	Date of acquisition	Consideration Cash	Consideration Non- Cash	Class and number of securities
Colonial First State Investments Limited (Note 1) ACN 002 348	Tuesday, 28 June 2016	16,178.69		3,191 Ordinary shares

352				
Colonial First State Investments Limited (Note 1) ACN 002 348 352	Wednesday, 29 June 2016	2,835.09		550 Ordinary shares
Colonial First State Investments Limited (Note 1) ACN 002 348 352	Monday, 4 July 2016	48,208.11		8,905 Ordinary shares
Colonial First State Investments Limited (Note 1) ACN 002 348 352	Wednesday, 6 July 2016	35,433.88		6,654 Ordinary shares
Colonial First State Investments Limited (Note 1) ACN 002 348 352	Thursday, 7 July 2016	34,767.35		6,501 Ordinary shares
Colonial First State Investments Limited (Note 1) ACN 002 348 352	Friday, 12 August 2016	32,593.09		5,673 Ordinary shares
Colonial First State Investments Limited (Note 1) ACN 002 348 352	Tuesday, 20 September 2016	N/A		31,221 Ordinary shares (borrowed from UBS AG (Agreement 2), see Annexure C)
Colonial First State Investments Limited (Note 1) ACN 002 348 352	Monday, 11 July 2016	463,210.54		84,682 Ordinary shares
Colonial First State Investments Limited (Note 1) ACN 002 348 352	Monday, 11 July 2016	5,640.18		1,033 Ordinary shares
Colonial First State Investments Limited (Note 1) ACN 002 348 352	Tuesday, 12 July 2016	250,143.78		43,962 Ordinary shares
Colonial First State Investments Limited (Note 1) ACN 002 348 352	Wednesday, 20 July 2016	746,224.78		121,997 Ordinary shares
Colonial First State Investments Limited (Note 1) ACN 002 348 352	Friday, 19 August 2016	259,227.58		45,922 Ordinary shares
Colonial First State Investments Limited	Monday, 5 September	210,043.19		40,257 Ordinary shares

(Note 1) ACN 002 348 352	2016			
Colonial First State Investments Limited (Note 1) ACN 002 348 352	Monday, 5 September 2016	82,839.42		15,513 Ordinary shares
Colonial First State Investments Limited (Note 1) ACN 002 348 352	Tuesday, 6 September 2016	87,833.17		16,300 Ordinary shares
Colonial First State Investments Limited (Note 1) ACN 002 348 352	Wednesday, 7 September 2016	130,820.10		24,449 Ordinary shares
Colonial First State Investments Limited (Note 1) ACN 002 348 352	Wednesday, 13 July 2016	240,249.02		38,507 Ordinary shares
Colonial First State Investments Limited (Note 1) ACN 002 348 352	Thursday, 14 July 2016	919,884.69		142,693 Ordinary shares
Colonial First State Investments Limited (Note 1) ACN 002 348 352	Friday, 15 July 2016	917,489.47		138,274 Ordinary shares
Colonial First State Investments Limited (Note 1) ACN 002 348 352	Friday, 15 July 2016	408,969.72		61,453 Ordinary shares
Colonial First State Investments Limited (Note 1) ACN 002 348 352	Monday, 18 July 2016	339,159.32		53,337 Ordinary shares
Colonial First State Investments Limited (Note 1) ACN 002 348 352	Wednesday, 20 July 2016	116,961.21		19,179 Ordinary shares
Colonial First State Investments Limited (Note 1) ACN 002 348 352	Tuesday, 26 July 2016	83,749.22		14,445 Ordinary shares
Colonial First State Investments Limited (Note 1) ACN 002 348 352	Wednesday, 3 August 2016	112,601.58		19,617 Ordinary shares

Colonial First State Investments Limited (Note 1) ACN 002 348 352	Thursday, 4 August 2016	308,994.46		53,784 Ordinary shares
Colonial First State Investments Limited (Note 1) ACN 002 348 352	Friday, 5 August 2016	74,885.18		12,953 Ordinary shares
Colonial First State Investments Limited (Note 1) ACN 002 348 352	Friday, 16 September 2016	476,822.57		87,255 Ordinary shares
Colonial First State Investments Limited (Note 1) ACN 002 348 352	Tuesday, 20 September 2016	143,251.17		26,913 Ordinary shares
Colonial First State Investments Limited (Note 1) ACN 002 348 352	Friday, 8 July 2016	32,492.02		6,076 Ordinary shares
Colonial First State Investments Limited (Note 1) ACN 002 348 352	Tuesday, 12 July 2016	70,673.53		12,329 Ordinary shares
Colonial First State Investments Limited (Note 1) ACN 002 348 352	Friday, 17 June 2016	108,057.03		20,107 Ordinary shares
Colonial First State Investments Limited (Note 1) ACN 002 348 352	Thursday, 14 July 2016	913,877.67		142,302 Ordinary shares
Colonial First State Investments Limited (Note 1) ACN 002 348 352	Thursday, 21 July 2016	315,062.20		51,506 Ordinary shares
Colonial First State Investments Limited (Note 1) ACN 002 348 352	Thursday, 28 July 2016	41,149.78		6,920 Ordinary shares
Colonial First State Investments Limited (Note 1) ACN 002 348 352	Wednesday, 13 July 2016	223,387.50		35,000 Ordinary shares

Colonial First State Investments Limited ACN 002 348 352

Holder of relevant interest	Date of acquisition	Consideration Cash	Consideration Non-Cash	Class and number of securities
Colonial First State Investments Limited ACN 002 348 352	Wednesday, 7 September 2016	5,470.52		1,021 Ordinary shares

Realindex Investments Pty Limited ACN 133 312 017

Holder of relevant interest	Date of acquisition	Consideration Cash	Consideration Non-Cash	Class and number of securities
Realindex Investments Pty Limited ACN 133 312 017	Friday, 22 July 2016	344,036.28		56,492 Ordinary shares

CBA Markets Limited ACN 003 485 952

Holder of relevant interest	Date of acquisition	Consideration Cash	Consideration Non-Cash	Class and number of securities
CBA Markets Limited ACN 003 485 952	Tuesday, 14 June 2016	N/A		51,271 Ordinary shares (borrowed from Barclays Capital Securities Ltd, see Annexure C)
CBA Markets Limited ACN 003 485 952	Wednesday, 15 June 2016	N/A		51,271 Ordinary shares (borrowed from Barclays Capital Securities Ltd, see Annexure C)
CBA Markets Limited ACN 003 485 952	Thursday, 16 June 2016	N/A		51,271 Ordinary shares (borrowed from Barclays Capital Securities Ltd, see Annexure C)
CBA Markets Limited ACN 003 485 952	Friday, 17 June 2016	N/A		51,271 Ordinary shares (borrowed from Barclays Capital Securities Ltd, see Annexure C)
CBA Markets Limited ACN 003 485 952	Tuesday, 21 June 2016	N/A		91,533 Ordinary shares (borrowed from Barclays Capital Securities Ltd, see Annexure C)
CBA Markets Limited ACN 003 485 952	Friday, 24 June 2016	N/A		52,307 Ordinary shares (borrowed from Barclays Capital Securities Ltd, see Annexure C)
CBA Markets Limited ACN 003 485 952	Monday, 27 June 2016	N/A		52,307 Ordinary shares (borrowed from Barclays Capital Securities Ltd,

				see Annexure C)
CBA Markets Limited ACN 003 485 952	Tuesday, 28 June 2016	N/A		97,544 Ordinary shares (borrowed from Barclays Capital Securities Ltd, see Annexure C)
CBA Markets Limited ACN 003 485 952	Wednesday, 29 June 2016	N/A		70,493 Ordinary shares (borrowed from Barclays Capital Securities Ltd, see Annexure C)
CBA Markets Limited ACN 003 485 952	Thursday, 30 June 2016	N/A		30,355 Ordinary shares (borrowed from Barclays Capital Securities Ltd, see Annexure C)
CBA Markets Limited ACN 003 485 952	Friday, 1 July 2016	N/A		30,355 Ordinary shares (borrowed from Barclays Capital Securities Ltd, see Annexure C)
CBA Markets Limited ACN 003 485 952	Wednesday, 6 July 2016	N/A		76,670 Ordinary shares (borrowed from Barclays Capital Securities Ltd, see Annexure C)
CBA Markets Limited ACN 003 485 952	Thursday, 7 July 2016	N/A		132,752 Ordinary shares (borrowed from Barclays Capital Securities Ltd, see Annexure C)
CBA Markets Limited ACN 003 485 952	Friday, 8 July 2016	N/A		173,154 Ordinary shares (borrowed from Barclays Capital Securities Ltd, see Annexure C)
CBA Markets Limited ACN 003 485 952	Monday, 11 July 2016	N/A		227,376 Ordinary shares (borrowed from Barclays Capital Securities Ltd, see Annexure C)
CBA Markets Limited ACN 003 485 952	Tuesday, 12 July 2016	N/A		303,859 Ordinary shares (borrowed from Barclays Capital Securities Ltd, see Annexure C)
CBA Markets Limited ACN 003 485 952	Wednesday, 13 July 2016	N/A		504,069 Ordinary shares (borrowed from Barclays Capital Securities Ltd, see Annexure C)
CBA Markets Limited ACN 003 485 952	Thursday, 14 July 2016	N/A		508,330 Ordinary shares (borrowed from Barclays Capital Securities Ltd, see Annexure C)
CBA Markets Limited	Friday, 15 July 2016	N/A		511,719 Ordinary shares (borrowed from Barclays

ACN 003 485 952				Capital Securities Ltd, see Annexure C)
CBA Markets Limited ACN 003 485 952	Monday, 18 July 2016	N/A		450,433 Ordinary shares (borrowed from Barclays Capital Securities Ltd, see Annexure C)
CBA Markets Limited ACN 003 485 952	Tuesday, 19 July 2016	N/A		441,865 Ordinary shares (borrowed from Barclays Capital Securities Ltd, see Annexure C)
CBA Markets Limited ACN 003 485 952	Wednesday, 20 July 2016	N/A		441,865 Ordinary shares (borrowed from Barclays Capital Securities Ltd, see Annexure C)
CBA Markets Limited ACN 003 485 952	Thursday, 21 July 2016	N/A		477,299 Ordinary shares (borrowed from Barclays Capital Securities Ltd, see Annexure C)
CBA Markets Limited ACN 003 485 952	Friday, 22 July 2016	N/A		447,779 Ordinary shares (borrowed from Barclays Capital Securities Ltd, see Annexure C)
CBA Markets Limited ACN 003 485 952	Friday, 29 July 2016	N/A		505,899 Ordinary shares (borrowed from Barclays Capital Securities Ltd, see Annexure C)
CBA Markets Limited ACN 003 485 952	Monday, 1 August 2016	N/A		508,347 Ordinary shares (borrowed from Barclays Capital Securities Ltd, see Annexure C)
CBA Markets Limited ACN 003 485 952	Tuesday, 2 August 2016	N/A		459,608 Ordinary shares (borrowed from Barclays Capital Securities Ltd, see Annexure C)
CBA Markets Limited ACN 003 485 952	Wednesday, 3 August 2016	N/A		439,168 Ordinary shares (borrowed from Barclays Capital Securities Ltd, see Annexure C)
CBA Markets Limited ACN 003 485 952	Thursday, 4 August 2016	N/A		439,168 Ordinary shares (borrowed from Barclays Capital Securities Ltd, see Annexure C)
CBA Markets Limited ACN 003 485 952	Friday, 5 August 2016	N/A		479,181 Ordinary shares (borrowed from Barclays Capital Securities Ltd, see Annexure C)



CBA Markets Limited ACN 003 485 952	Monday, 8 August 2016	N/A		479,181 Ordinary shares (borrowed from Barclays Capital Securities Ltd, see Annexure C)
CBA Markets Limited ACN 003 485 952	Tuesday, 9 August 2016	N/A		236,189 Ordinary shares (borrowed from Barclays Capital Securities Ltd, see Annexure C)
CBA Markets Limited ACN 003 485 952	Wednesday, 10 August 2016	N/A		251,832 Ordinary shares (borrowed from Barclays Capital Securities Ltd, see Annexure C)
CBA Markets Limited ACN 003 485 952	Thursday, 11 August 2016	N/A		201,699 Ordinary shares (borrowed from Barclays Capital Securities Ltd, see Annexure C)
CBA Markets Limited ACN 003 485 952	Friday, 12 August 2016	N/A		217,238 Ordinary shares (borrowed from Barclays Capital Securities Ltd, see Annexure C)
CBA Markets Limited ACN 003 485 952	Monday, 15 August 2016	N/A		217,238 Ordinary shares (borrowed from Barclays Capital Securities Ltd, see Annexure C)
CBA Markets Limited ACN 003 485 952	Tuesday, 16 August 2016	N/A		217,238 Ordinary shares (borrowed from Barclays Capital Securities Ltd, see Annexure C)
CBA Markets Limited ACN 003 485 952	Wednesday, 17 August 2016	N/A		217,238 Ordinary shares (borrowed from Barclays Capital Securities Ltd, see Annexure C)
CBA Markets Limited ACN 003 485 952	Friday, 19 August 2016	N/A		123,292 Ordinary shares (borrowed from Barclays Capital Securities Ltd, see Annexure C)
CBA Markets Limited ACN 003 485 952	Tuesday, 23 August 2016	N/A		165,038 Ordinary shares (borrowed from Barclays Capital Securities Ltd, see Annexure C)
CBA Markets Limited ACN 003 485 952	Monday, 29 August 2016	N/A		85,092 Ordinary shares (borrowed from Barclays Capital Securities Ltd, see Annexure C)
CBA Markets Limited ACN 003 485 952	Tuesday, 30 August 2016	N/A		56,264 Ordinary shares (borrowed from Barclays Capital Securities Ltd,

				see Annexure C)
CBA Markets Limited ACN 003 485 952	Friday, 2 September 2016	N/A		14,298 Ordinary shares (borrowed from Barclays Capital Securities Ltd, see Annexure C)
CBA Markets Limited ACN 003 485 952	Thursday, 15 September 2016	N/A		240,454 Ordinary shares (borrowed from Barclays Capital Securities Ltd, see Annexure C)
CBA Markets Limited ACN 003 485 952	Friday, 16 September 2016	N/A		218,668 Ordinary shares (borrowed from Barclays Capital Securities Ltd, see Annexure C)
CBA Markets Limited ACN 003 485 952	Monday, 19 September 2016	N/A		202,721 Ordinary shares (borrowed from Barclays Capital Securities Ltd, see Annexure C)
CBA Markets Limited ACN 003 485 952	Tuesday, 20 September 2016	N/A		149,870 Ordinary shares (borrowed from Barclays Capital Securities Ltd, see Annexure C)
CBA Markets Limited ACN 003 485 952	Wednesday, 21 September 2016	N/A		148,660 Ordinary shares (borrowed from Barclays Capital Securities Ltd, see Annexure C)
CBA Markets Limited ACN 003 485 952	Thursday, 22 September 2016	N/A		166,667 Ordinary shares (borrowed from Barclays Capital Securities Ltd, see Annexure C)
CBA Markets Limited ACN 003 485 952	Friday, 23 September 2016	N/A		157,924 Ordinary shares (borrowed from Barclays Capital Securities Ltd, see Annexure C)
CBA Markets Limited ACN 003 485 952	Monday, 26 September 2016	N/A		133,138 Ordinary shares (borrowed from Barclays Capital Securities Ltd, see Annexure C)
CBA Markets Limited ACN 003 485 952	Tuesday, 27 September 2016	N/A		133,138 Ordinary shares (borrowed from Barclays Capital Securities Ltd, see Annexure C)
CBA Markets Limited ACN 003 485 952	Wednesday, 28 September 2016	N/A		133,138 Ordinary shares (borrowed from Barclays Capital Securities Ltd, see Annexure C)
CBA Markets Limited	Thursday, 29 September	N/A		149,874 Ordinary shares (borrowed from Barclays

ACN 003 485 952	2016			Capital Securities Ltd, see Annexure C)
CBA Markets Limited ACN 003 485 952	Monday, 3 October 2016	N/A		149,874 Ordinary shares (borrowed from Barclays Capital Securities Ltd, see Annexure C)
CBA Markets Limited ACN 003 485 952	Tuesday, 4 October 2016	N/A		169,391 Ordinary shares (borrowed from Barclays Capital Securities Ltd, see Annexure C)
CBA Markets Limited ACN 003 485 952	Wednesday, 5 October 2016	N/A		118,125 Ordinary shares (borrowed from Barclays Capital Securities Ltd, see Annexure C)
CBA Markets Limited ACN 003 485 952	Thursday, 6 October 2016	N/A		118,125 Ordinary shares (borrowed from Barclays Capital Securities Ltd, see Annexure C)
CBA Markets Limited ACN 003 485 952	Monday, 6 June 2016	727.56		129 Ordinary shares
CBA Markets Limited ACN 003 485 952	Monday, 6 June 2016	2,323.68		412 Ordinary shares
CBA Markets Limited ACN 003 485 952	Monday, 6 June 2016	3,677.28		652 Ordinary shares
CBA Markets Limited ACN 003 485 952	Monday, 6 June 2016	3,546.90		630 Ordinary shares
CBA Markets Limited ACN 003 485 952	Monday, 6 June 2016	3,976.20		705 Ordinary shares
CBA Markets Limited ACN 003 485 952	Monday, 6 June 2016	3,045.60		540 Ordinary shares
CBA Markets Limited ACN 003 485 952	Monday, 6 June 2016	1,989.25		365 Ordinary shares
CBA Markets Limited ACN 003 485 952	Tuesday, 7 June 2016	6,757.03		1,163 Ordinary shares
CBA Markets Limited ACN 003 485 952	Tuesday, 7 June 2016	656.53		113 Ordinary shares
CBA Markets Limited ACN 003 485 952	Tuesday, 7 June 2016	2,905.00		500 Ordinary shares
CBA Markets Limited ACN 003 485 952	Tuesday, 7 June 2016	77,546.07		13,347 Ordinary shares

CBA Markets Limited ACN 003 485 952	Tuesday, 7 June 2016	1,342.11		231 Ordinary shares
CBA Markets Limited ACN 003 485 952	Tuesday, 7 June 2016	1,254.96		216 Ordinary shares
CBA Markets Limited ACN 003 485 952	Wednesday, 8 June 2016	3,923.60		680 Ordinary shares
CBA Markets Limited ACN 003 485 952	Wednesday, 8 June 2016	1,042.20		180 Ordinary shares
CBA Markets Limited ACN 003 485 952	Wednesday, 8 June 2016	2,981.85		515 Ordinary shares
CBA Markets Limited ACN 003 485 952	Wednesday, 8 June 2016	1,983.75		345 Ordinary shares
CBA Markets Limited ACN 003 485 952	Wednesday, 8 June 2016	427.72		74 Ordinary shares
CBA Markets Limited ACN 003 485 952	Wednesday, 8 June 2016	1,537.48		266 Ordinary shares
CBA Markets Limited ACN 003 485 952	Wednesday, 8 June 2016	3,839.60		662 Ordinary shares
CBA Markets Limited ACN 003 485 952	Wednesday, 8 June 2016	133.17		23 Ordinary shares
CBA Markets Limited ACN 003 485 952	Wednesday, 8 June 2016	4,916.31		861 Ordinary shares
CBA Markets Limited ACN 003 485 952	Wednesday, 8 June 2016	1,990.65		345 Ordinary shares
CBA Markets Limited ACN 003 485 952	Thursday, 9 June 2016	586.81		101 Ordinary shares
CBA Markets Limited ACN 003 485 952	Thursday, 9 June 2016	720.44		124 Ordinary shares
CBA Markets Limited ACN 003 485 952	Thursday, 9 June 2016	139.44		24 Ordinary shares
CBA Markets Limited ACN 003 485 952	Thursday, 9 June 2016	133.63		23 Ordinary shares
CBA Markets Limited ACN 003 485 952	Thursday, 9 June 2016	110.39		19 Ordinary shares
CBA Markets Limited ACN 003 485 952	Thursday, 9 June 2016	40.67		7 Ordinary shares
CBA Markets Limited	Thursday, 9 June 2016	122.01		21 Ordinary shares

ACN 003 485 952				
CBA Markets Limited ACN 003 485 952	Thursday, 9 June 2016	1,632.61		281 Ordinary shares
CBA Markets Limited ACN 003 485 952	Thursday, 9 June 2016	1,522.22		262 Ordinary shares
CBA Markets Limited ACN 003 485 952	Thursday, 9 June 2016	1,972.00		340 Ordinary shares
CBA Markets Limited ACN 003 485 952	Friday, 10 June 2016	507.84		92 Ordinary shares
CBA Markets Limited ACN 003 485 952	Friday, 10 June 2016	1,451.76		263 Ordinary shares
CBA Markets Limited ACN 003 485 952	Friday, 10 June 2016	4,907.70		861 Ordinary shares
CBA Markets Limited ACN 003 485 952	Tuesday, 14 June 2016	50,092.05		9,363 Ordinary shares
CBA Markets Limited ACN 003 485 952	Tuesday, 14 June 2016	36,005.50		6,730 Ordinary shares
CBA Markets Limited ACN 003 485 952	Tuesday, 14 June 2016	15,932.30		2,978 Ordinary shares
CBA Markets Limited ACN 003 485 952	Tuesday, 14 June 2016	4,996.90		934 Ordinary shares
CBA Markets Limited ACN 003 485 952	Wednesday, 15 June 2016	3,839.04		744 Ordinary shares
CBA Markets Limited ACN 003 485 952	Wednesday, 15 June 2016	4,824.60		935 Ordinary shares
CBA Markets Limited ACN 003 485 952	Thursday, 16 June 2016	56,694.75		10,799 Ordinary shares
CBA Markets Limited ACN 003 485 952	Thursday, 16 June 2016	285,039.40		54,190 Ordinary shares
CBA Markets Limited ACN 003 485 952	Thursday, 16 June 2016	8,842.06		1,681 Ordinary shares
CBA Markets Limited ACN 003 485 952	Thursday, 16 June 2016	24,506.34		4,659 Ordinary shares
CBA Markets Limited ACN 003 485 952	Monday, 20 June 2016	1,960.05		365 Ordinary shares
CBA Markets Limited ACN 003 485 952	Monday, 20 June 2016	4,056.21		747 Ordinary shares

CBA Markets Limited ACN 003 485 952	Tuesday, 21 June 2016	31,973.34		5,943 Ordinary shares
CBA Markets Limited ACN 003 485 952	Tuesday, 21 June 2016	1,076.00		200 Ordinary shares
CBA Markets Limited ACN 003 485 952	Tuesday, 21 June 2016	2,227.32		414 Ordinary shares
CBA Markets Limited ACN 003 485 952	Tuesday, 21 June 2016	9,904.58		1,841 Ordinary shares
CBA Markets Limited ACN 003 485 952	Tuesday, 21 June 2016	6,552.84		1,218 Ordinary shares
CBA Markets Limited ACN 003 485 952	Tuesday, 21 June 2016	3,066.60		570 Ordinary shares
CBA Markets Limited ACN 003 485 952	Tuesday, 21 June 2016	952.26		177 Ordinary shares
CBA Markets Limited ACN 003 485 952	Tuesday, 21 June 2016	2,983.13		555 Ordinary shares
CBA Markets Limited ACN 003 485 952	Tuesday, 21 June 2016	585.33		109 Ordinary shares
CBA Markets Limited ACN 003 485 952	Tuesday, 21 June 2016	510.63		95 Ordinary shares
CBA Markets Limited ACN 003 485 952	Tuesday, 21 June 2016	134.38		25 Ordinary shares
CBA Markets Limited ACN 003 485 952	Tuesday, 21 June 2016	53.75		10 Ordinary shares
CBA Markets Limited ACN 003 485 952	Tuesday, 21 June 2016	1,895.61		353 Ordinary shares
CBA Markets Limited ACN 003 485 952	Tuesday, 21 June 2016	1,257.75		234 Ordinary shares
CBA Markets Limited ACN 003 485 952	Tuesday, 21 June 2016	413.88		77 Ordinary shares
CBA Markets Limited ACN 003 485 952	Tuesday, 21 June 2016	666.50		124 Ordinary shares
CBA Markets Limited ACN 003 485 952	Tuesday, 21 June 2016	69.88		13 Ordinary shares
CBA Markets Limited ACN 003 485 952	Tuesday, 21 June 2016	53.70		10 Ordinary shares
CBA Markets Limited	Tuesday, 21 June 2016	134.25		25 Ordinary shares

ACN 003 485 952				
CBA Markets Limited ACN 003 485 952	Tuesday, 21 June 2016	375.90		70 Ordinary shares
CBA Markets Limited ACN 003 485 952	Tuesday, 21 June 2016	1,922.46		358 Ordinary shares
CBA Markets Limited ACN 003 485 952	Tuesday, 21 June 2016	2,687.50		500 Ordinary shares
CBA Markets Limited ACN 003 485 952	Tuesday, 21 June 2016	150.50		28 Ordinary shares
CBA Markets Limited ACN 003 485 952	Tuesday, 21 June 2016	139.75		26 Ordinary shares
CBA Markets Limited ACN 003 485 952	Tuesday, 21 June 2016	139.75		26 Ordinary shares
CBA Markets Limited ACN 003 485 952	Tuesday, 21 June 2016	767.91		143 Ordinary shares
CBA Markets Limited ACN 003 485 952	Tuesday, 21 June 2016	3,205.89		597 Ordinary shares
CBA Markets Limited ACN 003 485 952	Wednesday, 22 June 2016	939.70		183 Ordinary shares
CBA Markets Limited ACN 003 485 952	Wednesday, 22 June 2016	1,955.80		385 Ordinary shares
CBA Markets Limited ACN 003 485 952	Wednesday, 22 June 2016	4,998.02		929 Ordinary shares
CBA Markets Limited ACN 003 485 952	Wednesday, 22 June 2016	2,668.48		496 Ordinary shares
CBA Markets Limited ACN 003 485 952	Wednesday, 22 June 2016	344.32		64 Ordinary shares
CBA Markets Limited ACN 003 485 952	Wednesday, 22 June 2016	1,985.22		369 Ordinary shares
CBA Markets Limited ACN 003 485 952	Thursday, 23 June 2016	476.10		92 Ordinary shares
CBA Markets Limited ACN 003 485 952	Thursday, 23 June 2016	46.57		9 Ordinary shares
CBA Markets Limited ACN 003 485 952	Thursday, 23 June 2016	1,169.55		226 Ordinary shares
CBA Markets Limited ACN 003 485 952	Thursday, 23 June 2016	1,861.60		358 Ordinary shares

CBA Markets Limited ACN 003 485 952	Thursday, 23 June 2016	2,566.33		494 Ordinary shares
CBA Markets Limited ACN 003 485 952	Thursday, 23 June 2016	774.06		149 Ordinary shares
CBA Markets Limited ACN 003 485 952	Thursday, 23 June 2016	72.73		14 Ordinary shares
CBA Markets Limited ACN 003 485 952	Thursday, 23 June 2016	1,563.70		301 Ordinary shares
CBA Markets Limited ACN 003 485 952	Thursday, 23 June 2016	1,039.00		200 Ordinary shares
CBA Markets Limited ACN 003 485 952	Thursday, 23 June 2016	36.37		7 Ordinary shares
CBA Markets Limited ACN 003 485 952	Thursday, 23 June 2016	1,709.16		329 Ordinary shares
CBA Markets Limited ACN 003 485 952	Thursday, 23 June 2016	202.61		39 Ordinary shares
CBA Markets Limited ACN 003 485 952	Thursday, 23 June 2016	36.37		7 Ordinary shares
CBA Markets Limited ACN 003 485 952	Thursday, 23 June 2016	763.67		147 Ordinary shares
CBA Markets Limited ACN 003 485 952	Thursday, 23 June 2016	4,800.75		925 Ordinary shares
CBA Markets Limited ACN 003 485 952	Thursday, 23 June 2016	598.56		116 Ordinary shares
CBA Markets Limited ACN 003 485 952	Thursday, 23 June 2016	67.08		13 Ordinary shares
CBA Markets Limited ACN 003 485 952	Thursday, 23 June 2016	4,618.20		895 Ordinary shares
CBA Markets Limited ACN 003 485 952	Thursday, 23 June 2016	1,666.68		323 Ordinary shares
CBA Markets Limited ACN 003 485 952	Thursday, 23 June 2016	139.32		27 Ordinary shares
CBA Markets Limited ACN 003 485 952	Thursday, 23 June 2016	856.56		166 Ordinary shares
CBA Markets Limited ACN 003 485 952	Thursday, 23 June 2016	1,982.75		385 Ordinary shares
CBA Markets Limited	Friday, 24 June 2016	8,384.40		1,644 Ordinary shares



ACN 003 485 952				
CBA Markets Limited ACN 003 485 952	Friday, 24 June 2016	7,313.40		1,434 Ordinary shares
CBA Markets Limited ACN 003 485 952	Friday, 24 June 2016	10.20		2 Ordinary shares
CBA Markets Limited ACN 003 485 952	Friday, 24 June 2016	1,800.30		353 Ordinary shares
CBA Markets Limited ACN 003 485 952	Friday, 24 June 2016	581.40		114 Ordinary shares
CBA Markets Limited ACN 003 485 952	Friday, 24 June 2016	3,253.80		638 Ordinary shares
CBA Markets Limited ACN 003 485 952	Friday, 24 June 2016	255.00		50 Ordinary shares
CBA Markets Limited ACN 003 485 952	Friday, 24 June 2016	6,063.90		1,189 Ordinary shares
CBA Markets Limited ACN 003 485 952	Friday, 24 June 2016	12,510.30		2,453 Ordinary shares
CBA Markets Limited ACN 003 485 952	Friday, 24 June 2016	15,213.30		2,983 Ordinary shares
CBA Markets Limited ACN 003 485 952	Monday, 27 June 2016	224.62		44 Ordinary shares
CBA Markets Limited ACN 003 485 952	Monday, 27 June 2016	260.36		51 Ordinary shares
CBA Markets Limited ACN 003 485 952	Monday, 27 June 2016	760.65		149 Ordinary shares
CBA Markets Limited ACN 003 485 952	Monday, 27 June 2016	45.95		9 Ordinary shares
CBA Markets Limited ACN 003 485 952	Monday, 27 June 2016	2,894.54		567 Ordinary shares
CBA Markets Limited ACN 003 485 952	Monday, 27 June 2016	13,214.10		2,591 Ordinary shares
CBA Markets Limited ACN 003 485 952	Monday, 27 June 2016	1,897.20		372 Ordinary shares
CBA Markets Limited ACN 003 485 952	Monday, 27 June 2016	1,076.10		211 Ordinary shares
CBA Markets Limited ACN 003 485 952	Monday, 27 June 2016	158.10		31 Ordinary shares

CBA Markets Limited ACN 003 485 952	Monday, 27 June 2016	86.79		17 Ordinary shares
CBA Markets Limited ACN 003 485 952	Monday, 27 June 2016	35.73		7 Ordinary shares
CBA Markets Limited ACN 003 485 952	Monday, 27 June 2016	91.89		18 Ordinary shares
CBA Markets Limited ACN 003 485 952	Monday, 27 June 2016	265.46		52 Ordinary shares
CBA Markets Limited ACN 003 485 952	Monday, 27 June 2016	10.21		2 Ordinary shares
CBA Markets Limited ACN 003 485 952	Monday, 27 June 2016	1,086.48		216 Ordinary shares
CBA Markets Limited ACN 003 485 952	Monday, 27 June 2016	900.37		179 Ordinary shares
CBA Markets Limited ACN 003 485 952	Monday, 27 June 2016	1,967.10		395 Ordinary shares
CBA Markets Limited ACN 003 485 952	Monday, 27 June 2016	281.68		56 Ordinary shares
CBA Markets Limited ACN 003 485 952	Monday, 27 June 2016	15.09		3 Ordinary shares
CBA Markets Limited ACN 003 485 952	Monday, 27 June 2016	216.29		43 Ordinary shares
CBA Markets Limited ACN 003 485 952	Monday, 27 June 2016	70.42		14 Ordinary shares
CBA Markets Limited ACN 003 485 952	Monday, 27 June 2016	4,345.92		864 Ordinary shares
CBA Markets Limited ACN 003 485 952	Tuesday, 28 June 2016	732.60		148 Ordinary shares
CBA Markets Limited ACN 003 485 952	Tuesday, 28 June 2016	737.55		149 Ordinary shares
CBA Markets Limited ACN 003 485 952	Tuesday, 28 June 2016	737.55		149 Ordinary shares
CBA Markets Limited ACN 003 485 952	Tuesday, 28 June 2016	737.55		149 Ordinary shares
CBA Markets Limited ACN 003 485 952	Tuesday, 28 June 2016	1,905.75		385 Ordinary shares
CBA Markets Limited	Tuesday, 28 June 2016	22,595.84		4,448 Ordinary shares

ACN 003 485 952				
CBA Markets Limited ACN 003 485 952	Wednesday, 29 June 2016	469.56		91 Ordinary shares
CBA Markets Limited ACN 003 485 952	Thursday, 30 June 2016	745.03		143 Ordinary shares
CBA Markets Limited ACN 003 485 952	Thursday, 30 June 2016	1,406.70		270 Ordinary shares
CBA Markets Limited ACN 003 485 952	Thursday, 30 June 2016	12,149.29		2,323 Ordinary shares
CBA Markets Limited ACN 003 485 952	Thursday, 30 June 2016	3,901.58		746 Ordinary shares
CBA Markets Limited ACN 003 485 952	Friday, 1 July 2016	3,078.00		570 Ordinary shares
CBA Markets Limited ACN 003 485 952	Friday, 1 July 2016	291.77		55 Ordinary shares
CBA Markets Limited ACN 003 485 952	Friday, 1 July 2016	5,019.00		956 Ordinary shares
CBA Markets Limited ACN 003 485 952	Friday, 1 July 2016	3,954.30		735 Ordinary shares
CBA Markets Limited ACN 003 485 952	Friday, 1 July 2016	3,510.80		655 Ordinary shares
CBA Markets Limited ACN 003 485 952	Friday, 1 July 2016	2,425.15		455 Ordinary shares
CBA Markets Limited ACN 003 485 952	Friday, 1 July 2016	1,721.59		323 Ordinary shares
CBA Markets Limited ACN 003 485 952	Friday, 1 July 2016	7,941.70		1,490 Ordinary shares
CBA Markets Limited ACN 003 485 952	Friday, 1 July 2016	7,920.38		1,486 Ordinary shares
CBA Markets Limited ACN 003 485 952	Friday, 1 July 2016	20,429.89		3,833 Ordinary shares
CBA Markets Limited ACN 003 485 952	Friday, 1 July 2016	415.74		78 Ordinary shares
CBA Markets Limited ACN 003 485 952	Friday, 1 July 2016	3,832.27		719 Ordinary shares
CBA Markets Limited ACN 003 485 952	Friday, 1 July 2016	1,817.53		341 Ordinary shares

CBA Markets Limited ACN 003 485 952	Friday, 1 July 2016	628.94		118 Ordinary shares
CBA Markets Limited ACN 003 485 952	Friday, 1 July 2016	2,036.06		382 Ordinary shares
CBA Markets Limited ACN 003 485 952	Friday, 1 July 2016	6,944.99		1,303 Ordinary shares
CBA Markets Limited ACN 003 485 952	Monday, 4 July 2016	1,972.10		370 Ordinary shares
CBA Markets Limited ACN 003 485 952	Monday, 4 July 2016	2,005.40		370 Ordinary shares
CBA Markets Limited ACN 003 485 952	Tuesday, 5 July 2016	5,008.08		924 Ordinary shares
CBA Markets Limited ACN 003 485 952	Tuesday, 5 July 2016	3,971.20		730 Ordinary shares
CBA Markets Limited ACN 003 485 952	Tuesday, 5 July 2016	664.20		123 Ordinary shares
CBA Markets Limited ACN 003 485 952	Tuesday, 5 July 2016	3,277.80		607 Ordinary shares
CBA Markets Limited ACN 003 485 952	Wednesday, 6 July 2016	69,177.33		13,077 Ordinary shares
CBA Markets Limited ACN 003 485 952	Wednesday, 6 July 2016	13,515.95		2,555 Ordinary shares
CBA Markets Limited ACN 003 485 952	Wednesday, 6 July 2016	55,661.38		10,522 Ordinary shares
CBA Markets Limited ACN 003 485 952	Wednesday, 6 July 2016	4,881.28		928 Ordinary shares
CBA Markets Limited ACN 003 485 952	Thursday, 7 July 2016	3,989.48		745 Ordinary shares
CBA Markets Limited ACN 003 485 952	Thursday, 7 July 2016	3,584.50		670 Ordinary shares
CBA Markets Limited ACN 003 485 952	Friday, 8 July 2016	1,922.40		360 Ordinary shares
CBA Markets Limited ACN 003 485 952	Friday, 8 July 2016	3,978.30		745 Ordinary shares
CBA Markets Limited ACN 003 485 952	Friday, 8 July 2016	40,753.18		7,646 Ordinary shares
CBA Markets Limited	Friday, 8 July 2016	3,821.67		715 Ordinary shares

ACN 003 485 952				
CBA Markets Limited ACN 003 485 952	Friday, 8 July 2016	3,821.67		715 Ordinary shares
CBA Markets Limited ACN 003 485 952	Tuesday, 19 July 2016	2,003.20		320 Ordinary shares
CBA Markets Limited ACN 003 485 952	Tuesday, 19 July 2016	2,016.00		315 Ordinary shares
CBA Markets Limited ACN 003 485 952	Tuesday, 19 July 2016	1,728.00		270 Ordinary shares
CBA Markets Limited ACN 003 485 952	Tuesday, 19 July 2016	256.00		40 Ordinary shares
CBA Markets Limited ACN 003 485 952	Tuesday, 19 July 2016	1,974.70		310 Ordinary shares
CBA Markets Limited ACN 003 485 952	Tuesday, 19 July 2016	678.38		107 Ordinary shares
CBA Markets Limited ACN 003 485 952	Tuesday, 19 July 2016	2,303.68		368 Ordinary shares
CBA Markets Limited ACN 003 485 952	Tuesday, 19 July 2016	1,975.05		315 Ordinary shares
CBA Markets Limited ACN 003 485 952	Wednesday, 20 July 2016	4,904.00		800 Ordinary shares
CBA Markets Limited ACN 003 485 952	Wednesday, 20 July 2016	4,002.05		655 Ordinary shares
CBA Markets Limited ACN 003 485 952	Wednesday, 20 July 2016	927.96		152 Ordinary shares
CBA Markets Limited ACN 003 485 952	Wednesday, 20 July 2016	769.23		126 Ordinary shares
CBA Markets Limited ACN 003 485 952	Wednesday, 20 July 2016	500.61		82 Ordinary shares
CBA Markets Limited ACN 003 485 952	Wednesday, 20 July 2016	2,167.28		355 Ordinary shares
CBA Markets Limited ACN 003 485 952	Wednesday, 20 July 2016	384.62		63 Ordinary shares
CBA Markets Limited ACN 003 485 952	Wednesday, 20 July 2016	9,058.50		1,485 Ordinary shares
CBA Markets Limited ACN 003 485 952	Wednesday, 20 July 2016	42.73		7 Ordinary shares

CBA Markets Limited ACN 003 485 952	Wednesday, 20 July 2016	201.47		33 Ordinary shares
CBA Markets Limited ACN 003 485 952	Wednesday, 20 July 2016	812.63		133 Ordinary shares
CBA Markets Limited ACN 003 485 952	Wednesday, 20 July 2016	2,272.92		372 Ordinary shares
CBA Markets Limited ACN 003 485 952	Wednesday, 20 July 2016	4,002.05		655 Ordinary shares
CBA Markets Limited ACN 003 485 952	Wednesday, 20 July 2016	94,428.00		15,480 Ordinary shares
CBA Markets Limited ACN 003 485 952	Thursday, 21 July 2016	616.61		101 Ordinary shares
CBA Markets Limited ACN 003 485 952	Thursday, 21 July 2016	91.58		15 Ordinary shares
CBA Markets Limited ACN 003 485 952	Thursday, 21 July 2016	1,630.04		267 Ordinary shares
CBA Markets Limited ACN 003 485 952	Thursday, 21 July 2016	6.11		1 Ordinary shares
CBA Markets Limited ACN 003 485 952	Thursday, 21 July 2016	347.99		57 Ordinary shares
CBA Markets Limited ACN 003 485 952	Thursday, 21 July 2016	177.05		29 Ordinary shares
CBA Markets Limited ACN 003 485 952	Thursday, 21 July 2016	873.02		143 Ordinary shares
CBA Markets Limited ACN 003 485 952	Thursday, 21 July 2016	24.42		4 Ordinary shares
CBA Markets Limited ACN 003 485 952	Thursday, 21 July 2016	1,688.50		275 Ordinary shares
CBA Markets Limited ACN 003 485 952	Thursday, 21 July 2016	307.00		50 Ordinary shares
CBA Markets Limited ACN 003 485 952	Thursday, 21 July 2016	2,968.20		485 Ordinary shares
CBA Markets Limited ACN 003 485 952	Thursday, 21 July 2016	714.29		117 Ordinary shares
CBA Markets Limited ACN 003 485 952	Thursday, 21 July 2016	103.79		17 Ordinary shares
CBA Markets Limited	Thursday, 21 July 2016	231.99		38 Ordinary shares

ACN 003 485 952				
CBA Markets Limited ACN 003 485 952	Thursday, 21 July 2016	85.47		14 Ordinary shares
CBA Markets Limited ACN 003 485 952	Thursday, 21 July 2016	54.95		9 Ordinary shares
CBA Markets Limited ACN 003 485 952	Thursday, 21 July 2016	6,262.75		1,025 Ordinary shares
CBA Markets Limited ACN 003 485 952	Thursday, 21 July 2016	40,179.36		6,576 Ordinary shares
CBA Markets Limited ACN 003 485 952	Thursday, 21 July 2016	2,835.04		464 Ordinary shares
CBA Markets Limited ACN 003 485 952	Thursday, 21 July 2016	323.57		53 Ordinary shares
CBA Markets Limited ACN 003 485 952	Friday, 22 July 2016	1,971.20		320 Ordinary shares
CBA Markets Limited ACN 003 485 952	Friday, 22 July 2016	3,166.80		520 Ordinary shares
CBA Markets Limited ACN 003 485 952	Friday, 22 July 2016	12.17		2 Ordinary shares
CBA Markets Limited ACN 003 485 952	Friday, 22 July 2016	24.34		4 Ordinary shares
CBA Markets Limited ACN 003 485 952	Friday, 22 July 2016	693.69		114 Ordinary shares
CBA Markets Limited ACN 003 485 952	Friday, 22 July 2016	6.09		1 Ordinary shares
CBA Markets Limited ACN 003 485 952	Friday, 22 July 2016	85.19		14 Ordinary shares
CBA Markets Limited ACN 003 485 952	Friday, 22 July 2016	6.09		1 Ordinary shares
CBA Markets Limited ACN 003 485 952	Friday, 22 July 2016	18.25		3 Ordinary shares
CBA Markets Limited ACN 003 485 952	Friday, 22 July 2016	6.09		1 Ordinary shares
CBA Markets Limited ACN 003 485 952	Friday, 22 July 2016	11,059.44		1,816 Ordinary shares
CBA Markets Limited ACN 003 485 952	Friday, 22 July 2016	109.53		18 Ordinary shares

CBA Markets Limited ACN 003 485 952	Friday, 22 July 2016	1,064.88		175 Ordinary shares
CBA Markets Limited ACN 003 485 952	Friday, 22 July 2016	3,080.50		505 Ordinary shares
CBA Markets Limited ACN 003 485 952	Monday, 25 July 2016	3,932.50		650 Ordinary shares
CBA Markets Limited ACN 003 485 952	Monday, 25 July 2016	156.13		26 Ordinary shares
CBA Markets Limited ACN 003 485 952	Monday, 25 July 2016	5,134.27		855 Ordinary shares
CBA Markets Limited ACN 003 485 952	Monday, 25 July 2016	4,980.00		830 Ordinary shares
CBA Markets Limited ACN 003 485 952	Monday, 25 July 2016	9,944.74		1,663 Ordinary shares
CBA Markets Limited ACN 003 485 952	Monday, 25 July 2016	1,982.50		325 Ordinary shares
CBA Markets Limited ACN 003 485 952	Monday, 25 July 2016	3,996.65		665 Ordinary shares
CBA Markets Limited ACN 003 485 952	Tuesday, 26 July 2016	846.08		145 Ordinary shares
CBA Markets Limited ACN 003 485 952	Tuesday, 26 July 2016	52.52		9 Ordinary shares
CBA Markets Limited ACN 003 485 952	Tuesday, 26 July 2016	390.94		67 Ordinary shares
CBA Markets Limited ACN 003 485 952	Tuesday, 26 July 2016	128.37		22 Ordinary shares
CBA Markets Limited ACN 003 485 952	Tuesday, 26 July 2016	4,953.92		849 Ordinary shares
CBA Markets Limited ACN 003 485 952	Tuesday, 26 July 2016	163.38		28 Ordinary shares
CBA Markets Limited ACN 003 485 952	Tuesday, 26 July 2016	326.76		56 Ordinary shares
CBA Markets Limited ACN 003 485 952	Tuesday, 26 July 2016	169.22		29 Ordinary shares
CBA Markets Limited ACN 003 485 952	Tuesday, 26 July 2016	320.93		55 Ordinary shares
CBA Markets Limited	Tuesday, 26 July 2016	35.01		6 Ordinary shares



ACN 003 485 952				
CBA Markets Limited ACN 003 485 952	Tuesday, 26 July 2016	1,050.30		180 Ordinary shares
CBA Markets Limited ACN 003 485 952	Tuesday, 26 July 2016	373.44		64 Ordinary shares
CBA Markets Limited ACN 003 485 952	Tuesday, 26 July 2016	2,468.20		423 Ordinary shares
CBA Markets Limited ACN 003 485 952	Tuesday, 26 July 2016	169.22		29 Ordinary shares
CBA Markets Limited ACN 003 485 952	Tuesday, 26 July 2016	4,239.48		721 Ordinary shares
CBA Markets Limited ACN 003 485 952	Tuesday, 26 July 2016	676.20		115 Ordinary shares
CBA Markets Limited ACN 003 485 952	Tuesday, 26 July 2016	373.44		64 Ordinary shares
CBA Markets Limited ACN 003 485 952	Tuesday, 26 July 2016	390.94		67 Ordinary shares
CBA Markets Limited ACN 003 485 952	Tuesday, 26 July 2016	367.61		63 Ordinary shares
CBA Markets Limited ACN 003 485 952	Tuesday, 26 July 2016	2,940.84		504 Ordinary shares
CBA Markets Limited ACN 003 485 952	Tuesday, 26 July 2016	840.24		144 Ordinary shares
CBA Markets Limited ACN 003 485 952	Tuesday, 26 July 2016	297.58		51 Ordinary shares
CBA Markets Limited ACN 003 485 952	Tuesday, 26 July 2016	2,660.76		456 Ordinary shares
CBA Markets Limited ACN 003 485 952	Tuesday, 26 July 2016	2,013.08		345 Ordinary shares
CBA Markets Limited ACN 003 485 952	Wednesday, 27 July 2016	1,986.55		335 Ordinary shares
CBA Markets Limited ACN 003 485 952	Wednesday, 27 July 2016	3,970.05		665 Ordinary shares
CBA Markets Limited ACN 003 485 952	Wednesday, 27 July 2016	118.40		20 Ordinary shares
CBA Markets Limited ACN 003 485 952	Wednesday, 27 July 2016	1,408.96		238 Ordinary shares

CBA Markets Limited ACN 003 485 952	Wednesday, 27 July 2016	2,877.12		486 Ordinary shares
CBA Markets Limited ACN 003 485 952	Wednesday, 27 July 2016	25,325.76		4,278 Ordinary shares
CBA Markets Limited ACN 003 485 952	Wednesday, 27 July 2016	1,996.60		335 Ordinary shares
CBA Markets Limited ACN 003 485 952	Wednesday, 27 July 2016	5,074.50		850 Ordinary shares
CBA Markets Limited ACN 003 485 952	Thursday, 28 July 2016	1,976.50		335 Ordinary shares
CBA Markets Limited ACN 003 485 952	Thursday, 28 July 2016	7,032.66		1,194 Ordinary shares
CBA Markets Limited ACN 003 485 952	Thursday, 28 July 2016	4,471.74		756 Ordinary shares
CBA Markets Limited ACN 003 485 952	Thursday, 28 July 2016	1,057.89		179 Ordinary shares
CBA Markets Limited ACN 003 485 952	Thursday, 28 July 2016	10,815.30		1,830 Ordinary shares
CBA Markets Limited ACN 003 485 952	Friday, 29 July 2016	1,983.30		330 Ordinary shares
CBA Markets Limited ACN 003 485 952	Friday, 29 July 2016	4,263.12		744 Ordinary shares
CBA Markets Limited ACN 003 485 952	Friday, 29 July 2016	4,956.45		865 Ordinary shares
CBA Markets Limited ACN 003 485 952	Friday, 29 July 2016	1,529.91		267 Ordinary shares
CBA Markets Limited ACN 003 485 952	Tuesday, 2 August 2016	210.53		37 Ordinary shares
CBA Markets Limited ACN 003 485 952	Wednesday, 3 August 2016	294.06		52 Ordinary shares
CBA Markets Limited ACN 003 485 952	Wednesday, 3 August 2016	5,938.40		1,040 Ordinary shares
CBA Markets Limited ACN 003 485 952	Thursday, 4 August 2016	8,584.75		1,493 Ordinary shares
CBA Markets Limited ACN 003 485 952	Thursday, 4 August 2016	43,125.00		7,500 Ordinary shares
CBA Markets Limited	Thursday, 4 August	46.00		8 Ordinary shares

ACN 003 485 952	2016			
CBA Markets Limited ACN 003 485 952	Thursday, 4 August 2016	6,204.25		1,079 Ordinary shares
CBA Markets Limited ACN 003 485 952	Thursday, 4 August 2016	7,883.25		1,371 Ordinary shares
CBA Markets Limited ACN 003 485 952	Thursday, 4 August 2016	7,590.00		1,320 Ordinary shares
CBA Markets Limited ACN 003 485 952	Thursday, 4 August 2016	6,940.25		1,207 Ordinary shares
CBA Markets Limited ACN 003 485 952	Thursday, 4 August 2016	194.99		34 Ordinary shares
CBA Markets Limited ACN 003 485 952	Friday, 5 August 2016	63.58		11 Ordinary shares
CBA Markets Limited ACN 003 485 952	Friday, 5 August 2016	4,860.98		841 Ordinary shares
CBA Markets Limited ACN 003 485 952	Friday, 5 August 2016	3,057.62		529 Ordinary shares
CBA Markets Limited ACN 003 485 952	Friday, 5 August 2016	3,057.62		529 Ordinary shares
CBA Markets Limited ACN 003 485 952	Friday, 5 August 2016	2,080.80		360 Ordinary shares
CBA Markets Limited ACN 003 485 952	Friday, 5 August 2016	86.63		15 Ordinary shares
CBA Markets Limited ACN 003 485 952	Friday, 5 August 2016	51.98		9 Ordinary shares
CBA Markets Limited ACN 003 485 952	Friday, 5 August 2016	202.13		35 Ordinary shares
CBA Markets Limited ACN 003 485 952	Friday, 5 August 2016	1,271.60		220 Ordinary shares
CBA Markets Limited ACN 003 485 952	Friday, 5 August 2016	1,209.07		209 Ordinary shares
CBA Markets Limited ACN 003 485 952	Friday, 5 August 2016	2,366.07		409 Ordinary shares
CBA Markets Limited ACN 003 485 952	Friday, 5 August 2016	717.50		125 Ordinary shares
CBA Markets Limited ACN 003 485 952	Friday, 5 August 2016	1,977.10		340 Ordinary shares

CBA Markets Limited ACN 003 485 952	Friday, 5 August 2016	3,974.40		690 Ordinary shares
CBA Markets Limited ACN 003 485 952	Monday, 8 August 2016	4,893.42		854 Ordinary shares
CBA Markets Limited ACN 003 485 952	Monday, 8 August 2016	24,667.65		4,305 Ordinary shares
CBA Markets Limited ACN 003 485 952	Monday, 8 August 2016	10,050.42		1,754 Ordinary shares
CBA Markets Limited ACN 003 485 952	Monday, 8 August 2016	10,050.42		1,754 Ordinary shares
CBA Markets Limited ACN 003 485 952	Monday, 8 August 2016	8,635.11		1,507 Ordinary shares
CBA Markets Limited ACN 003 485 952	Monday, 8 August 2016	57.30		10 Ordinary shares
CBA Markets Limited ACN 003 485 952	Monday, 8 August 2016	681.87		119 Ordinary shares
CBA Markets Limited ACN 003 485 952	Monday, 8 August 2016	1,638.78		286 Ordinary shares
CBA Markets Limited ACN 003 485 952	Monday, 8 August 2016	1,902.36		332 Ordinary shares
CBA Markets Limited ACN 003 485 952	Monday, 8 August 2016	49,828.08		8,696 Ordinary shares
CBA Markets Limited ACN 003 485 952	Monday, 8 August 2016	2,693.10		470 Ordinary shares
CBA Markets Limited ACN 003 485 952	Monday, 8 August 2016	859.50		150 Ordinary shares
CBA Markets Limited ACN 003 485 952	Monday, 8 August 2016	458.40		80 Ordinary shares
CBA Markets Limited ACN 003 485 952	Monday, 8 August 2016	91.68		16 Ordinary shares
CBA Markets Limited ACN 003 485 952	Monday, 8 August 2016	521.43		91 Ordinary shares
CBA Markets Limited ACN 003 485 952	Monday, 8 August 2016	2,423.79		423 Ordinary shares
CBA Markets Limited ACN 003 485 952	Monday, 8 August 2016	148.85		26 Ordinary shares
CBA Markets Limited	Monday, 8 August 2016	1,717.50		300 Ordinary shares

ACN 003 485 952				
CBA Markets Limited ACN 003 485 952	Monday, 8 August 2016	85.72		15 Ordinary shares
CBA Markets Limited ACN 003 485 952	Monday, 8 August 2016	160.02		28 Ordinary shares
CBA Markets Limited ACN 003 485 952	Monday, 8 August 2016	1,976.85		345 Ordinary shares
CBA Markets Limited ACN 003 485 952	Tuesday, 9 August 2016	12,818.52		2,241 Ordinary shares
CBA Markets Limited ACN 003 485 952	Tuesday, 9 August 2016	2,310.88		404 Ordinary shares
CBA Markets Limited ACN 003 485 952	Tuesday, 9 August 2016	2,310.88		404 Ordinary shares
CBA Markets Limited ACN 003 485 952	Tuesday, 9 August 2016	2,402.40		420 Ordinary shares
CBA Markets Limited ACN 003 485 952	Tuesday, 9 August 2016	120.12		21 Ordinary shares
CBA Markets Limited ACN 003 485 952	Wednesday, 10 August 2016	1,209.84		213 Ordinary shares
CBA Markets Limited ACN 003 485 952	Wednesday, 10 August 2016	1,266.64		223 Ordinary shares
CBA Markets Limited ACN 003 485 952	Wednesday, 10 August 2016	1,692.64		298 Ordinary shares
CBA Markets Limited ACN 003 485 952	Wednesday, 10 August 2016	9,036.88		1,591 Ordinary shares
CBA Markets Limited ACN 003 485 952	Wednesday, 10 August 2016	420.32		74 Ordinary shares
CBA Markets Limited ACN 003 485 952	Wednesday, 10 August 2016	1,118.96		197 Ordinary shares
CBA Markets Limited ACN 003 485 952	Wednesday, 10 August 2016	2,254.96		397 Ordinary shares
CBA Markets Limited ACN 003 485 952	Wednesday, 10 August 2016	323.76		57 Ordinary shares
CBA Markets Limited ACN 003 485 952	Wednesday, 10 August 2016	136.32		24 Ordinary shares
CBA Markets Limited ACN 003 485 952	Wednesday, 10 August 2016	176.08		31 Ordinary shares

CBA Markets Limited ACN 003 485 952	Wednesday, 10 August 2016	244.24		43 Ordinary shares
CBA Markets Limited ACN 003 485 952	Wednesday, 10 August 2016	266.96		47 Ordinary shares
CBA Markets Limited ACN 003 485 952	Wednesday, 10 August 2016	658.88		116 Ordinary shares
CBA Markets Limited ACN 003 485 952	Wednesday, 10 August 2016	710.00		125 Ordinary shares
CBA Markets Limited ACN 003 485 952	Wednesday, 10 August 2016	380.56		67 Ordinary shares
CBA Markets Limited ACN 003 485 952	Thursday, 11 August 2016	5,266.95		949 Ordinary shares
CBA Markets Limited ACN 003 485 952	Thursday, 11 August 2016	4,362.30		786 Ordinary shares
CBA Markets Limited ACN 003 485 952	Thursday, 11 August 2016	4,792.10		865 Ordinary shares
CBA Markets Limited ACN 003 485 952	Thursday, 11 August 2016	829.93		149 Ordinary shares
CBA Markets Limited ACN 003 485 952	Thursday, 11 August 2016	4,003.20		720 Ordinary shares
CBA Markets Limited ACN 003 485 952	Thursday, 11 August 2016	2,593.29		466 Ordinary shares
CBA Markets Limited ACN 003 485 952	Thursday, 11 August 2016	7,452.66		1,338 Ordinary shares
CBA Markets Limited ACN 003 485 952	Thursday, 11 August 2016	590.42		106 Ordinary shares
CBA Markets Limited ACN 003 485 952	Thursday, 11 August 2016	690.68		124 Ordinary shares
CBA Markets Limited ACN 003 485 952	Thursday, 11 August 2016	267.36		48 Ordinary shares
CBA Markets Limited ACN 003 485 952	Thursday, 11 August 2016	289.64		52 Ordinary shares
CBA Markets Limited ACN 003 485 952	Thursday, 11 August 2016	311.92		56 Ordinary shares
CBA Markets Limited ACN 003 485 952	Thursday, 11 August 2016	829.93		149 Ordinary shares
CBA Markets Limited	Thursday, 11 August	2,411.81		433 Ordinary shares

ACN 003 485 952	2016			
CBA Markets Limited ACN 003 485 952	Thursday, 11 August 2016	6,433.35		1,155 Ordinary shares
CBA Markets Limited ACN 003 485 952	Thursday, 11 August 2016	11,802.83		2,119 Ordinary shares
CBA Markets Limited ACN 003 485 952	Thursday, 11 August 2016	2,055.33		369 Ordinary shares
CBA Markets Limited ACN 003 485 952	Thursday, 11 August 2016	1,737.84		312 Ordinary shares
CBA Markets Limited ACN 003 485 952	Friday, 12 August 2016	2,218.92		391 Ordinary shares
CBA Markets Limited ACN 003 485 952	Friday, 12 August 2016	4,296.96		746 Ordinary shares
CBA Markets Limited ACN 003 485 952	Friday, 12 August 2016	4,262.40		740 Ordinary shares
CBA Markets Limited ACN 003 485 952	Friday, 12 August 2016	1,428.02		249 Ordinary shares
CBA Markets Limited ACN 003 485 952	Friday, 12 August 2016	3,996.25		695 Ordinary shares
CBA Markets Limited ACN 003 485 952	Friday, 12 August 2016	212.94		37 Ordinary shares
CBA Markets Limited ACN 003 485 952	Friday, 12 August 2016	92.08		16 Ordinary shares
CBA Markets Limited ACN 003 485 952	Friday, 12 August 2016	264.73		46 Ordinary shares
CBA Markets Limited ACN 003 485 952	Friday, 12 August 2016	368.32		64 Ordinary shares
CBA Markets Limited ACN 003 485 952	Friday, 12 August 2016	661.82		115 Ordinary shares
CBA Markets Limited ACN 003 485 952	Friday, 12 August 2016	767.15		134 Ordinary shares
CBA Markets Limited ACN 003 485 952	Friday, 12 August 2016	1,505.19		262 Ordinary shares
CBA Markets Limited ACN 003 485 952	Monday, 15 August 2016	106.59		19 Ordinary shares
CBA Markets Limited ACN 003 485 952	Tuesday, 16 August 2016	1,958.40		360 Ordinary shares

CBA Markets Limited ACN 003 485 952	Tuesday, 16 August 2016	181.34		33 Ordinary shares
CBA Markets Limited ACN 003 485 952	Tuesday, 16 August 2016	1,044.05		190 Ordinary shares
CBA Markets Limited ACN 003 485 952	Tuesday, 16 August 2016	4,664.40		845 Ordinary shares
CBA Markets Limited ACN 003 485 952	Tuesday, 16 August 2016	4,093.56		747 Ordinary shares
CBA Markets Limited ACN 003 485 952	Tuesday, 16 August 2016	813.26		148 Ordinary shares
CBA Markets Limited ACN 003 485 952	Tuesday, 16 August 2016	1,976.40		360 Ordinary shares
CBA Markets Limited ACN 003 485 952	Tuesday, 16 August 2016	1,447.14		267 Ordinary shares
CBA Markets Limited ACN 003 485 952	Tuesday, 16 August 2016	5,723.52		1,056 Ordinary shares
CBA Markets Limited ACN 003 485 952	Tuesday, 16 August 2016	1,528.44		282 Ordinary shares
CBA Markets Limited ACN 003 485 952	Tuesday, 16 August 2016	9,425.38		1,739 Ordinary shares
CBA Markets Limited ACN 003 485 952	Tuesday, 16 August 2016	2,021.66		373 Ordinary shares
CBA Markets Limited ACN 003 485 952	Tuesday, 16 August 2016	1,987.20		360 Ordinary shares
CBA Markets Limited ACN 003 485 952	Tuesday, 16 August 2016	626.43		114 Ordinary shares
CBA Markets Limited ACN 003 485 952	Tuesday, 16 August 2016	631.93		115 Ordinary shares
CBA Markets Limited ACN 003 485 952	Tuesday, 16 August 2016	511.04		93 Ordinary shares
CBA Markets Limited ACN 003 485 952	Tuesday, 16 August 2016	741.83		135 Ordinary shares
CBA Markets Limited ACN 003 485 952	Tuesday, 16 August 2016	747.32		136 Ordinary shares
CBA Markets Limited ACN 003 485 952	Tuesday, 16 August 2016	544.01		99 Ordinary shares
CBA Markets Limited	Tuesday, 16 August	335.19		61 Ordinary shares



ACN 003 485 952	2016			
CBA Markets Limited ACN 003 485 952	Tuesday, 16 August 2016	505.54		92 Ordinary shares
CBA Markets Limited ACN 003 485 952	Tuesday, 16 August 2016	5.44		1 Ordinary shares
CBA Markets Limited ACN 003 485 952	Tuesday, 16 August 2016	255.68		47 Ordinary shares
CBA Markets Limited ACN 003 485 952	Tuesday, 16 August 2016	5.44		1 Ordinary shares
CBA Markets Limited ACN 003 485 952	Tuesday, 16 August 2016	5.44		1 Ordinary shares
CBA Markets Limited ACN 003 485 952	Tuesday, 16 August 2016	76.16		14 Ordinary shares
CBA Markets Limited ACN 003 485 952	Tuesday, 16 August 2016	108.80		20 Ordinary shares
CBA Markets Limited ACN 003 485 952	Tuesday, 16 August 2016	9,634.24		1,771 Ordinary shares
CBA Markets Limited ACN 003 485 952	Wednesday, 17 August 2016	9,728.64		1,728 Ordinary shares
CBA Markets Limited ACN 003 485 952	Wednesday, 17 August 2016	3,394.89		603 Ordinary shares
CBA Markets Limited ACN 003 485 952	Wednesday, 17 August 2016	4,836.17		859 Ordinary shares
CBA Markets Limited ACN 003 485 952	Wednesday, 17 August 2016	1,604.55		285 Ordinary shares
CBA Markets Limited ACN 003 485 952	Wednesday, 17 August 2016	4,672.90		830 Ordinary shares
CBA Markets Limited ACN 003 485 952	Wednesday, 17 August 2016	934.58		166 Ordinary shares
CBA Markets Limited ACN 003 485 952	Wednesday, 17 August 2016	152.01		27 Ordinary shares
CBA Markets Limited ACN 003 485 952	Wednesday, 17 August 2016	1,891.68		336 Ordinary shares
CBA Markets Limited ACN 003 485 952	Wednesday, 17 August 2016	2,533.50		450 Ordinary shares
CBA Markets Limited ACN 003 485 952	Wednesday, 17 August 2016	21,917.59		3,893 Ordinary shares

CBA Markets Limited ACN 003 485 952	Wednesday, 17 August 2016	6,243.88		1,123 Ordinary shares
CBA Markets Limited ACN 003 485 952	Wednesday, 17 August 2016	150.12		27 Ordinary shares
CBA Markets Limited ACN 003 485 952	Wednesday, 17 August 2016	13,900.00		2,500 Ordinary shares
CBA Markets Limited ACN 003 485 952	Friday, 19 August 2016	2,005.75		355 Ordinary shares
CBA Markets Limited ACN 003 485 952	Friday, 19 August 2016	850.50		150 Ordinary shares
CBA Markets Limited ACN 003 485 952	Friday, 19 August 2016	3,146.85		555 Ordinary shares
CBA Markets Limited ACN 003 485 952	Friday, 19 August 2016	1,981.00		350 Ordinary shares
CBA Markets Limited ACN 003 485 952	Friday, 19 August 2016	9,644.67		1,701 Ordinary shares
CBA Markets Limited ACN 003 485 952	Friday, 19 August 2016	43,630.65		7,695 Ordinary shares
CBA Markets Limited ACN 003 485 952	Friday, 19 August 2016	1,250.86		221 Ordinary shares
CBA Markets Limited ACN 003 485 952	Friday, 19 August 2016	956.54		169 Ordinary shares
CBA Markets Limited ACN 003 485 952	Friday, 19 August 2016	849.00		150 Ordinary shares
CBA Markets Limited ACN 003 485 952	Friday, 19 August 2016	2,190.55		386 Ordinary shares
CBA Markets Limited ACN 003 485 952	Monday, 22 August 2016	4,078.24		718 Ordinary shares
CBA Markets Limited ACN 003 485 952	Monday, 22 August 2016	191.76		34 Ordinary shares
CBA Markets Limited ACN 003 485 952	Monday, 22 August 2016	1,772.76		316 Ordinary shares
CBA Markets Limited ACN 003 485 952	Monday, 22 August 2016	15,529.12		2,734 Ordinary shares
CBA Markets Limited ACN 003 485 952	Monday, 22 August 2016	426.00		75 Ordinary shares
CBA Markets Limited	Monday, 22 August	1,204.82		214 Ordinary shares

ACN 003 485 952	2016			
CBA Markets Limited ACN 003 485 952	Monday, 22 August 2016	2,792.48		496 Ordinary shares
CBA Markets Limited ACN 003 485 952	Monday, 22 August 2016	1,956.05		355 Ordinary shares
CBA Markets Limited ACN 003 485 952	Monday, 22 August 2016	2,980.80		540 Ordinary shares
CBA Markets Limited ACN 003 485 952	Monday, 22 August 2016	5,669.04		1,027 Ordinary shares
CBA Markets Limited ACN 003 485 952	Monday, 22 August 2016	2,445.36		443 Ordinary shares
CBA Markets Limited ACN 003 485 952	Monday, 22 August 2016	1,760.88		319 Ordinary shares
CBA Markets Limited ACN 003 485 952	Monday, 22 August 2016	49,911.84		9,042 Ordinary shares
CBA Markets Limited ACN 003 485 952	Monday, 22 August 2016	9,786.96		1,773 Ordinary shares
CBA Markets Limited ACN 003 485 952	Monday, 22 August 2016	3,983.10		710 Ordinary shares
CBA Markets Limited ACN 003 485 952	Tuesday, 23 August 2016	3,939.65		715 Ordinary shares
CBA Markets Limited ACN 003 485 952	Tuesday, 23 August 2016	1,998.32		363 Ordinary shares
CBA Markets Limited ACN 003 485 952	Tuesday, 23 August 2016	1,601.95		291 Ordinary shares
CBA Markets Limited ACN 003 485 952	Tuesday, 23 August 2016	3,937.71		714 Ordinary shares
CBA Markets Limited ACN 003 485 952	Tuesday, 23 August 2016	17,466.70		3,170 Ordinary shares
CBA Markets Limited ACN 003 485 952	Tuesday, 23 August 2016	5,170.00		940 Ordinary shares
CBA Markets Limited ACN 003 485 952	Tuesday, 23 August 2016	4,350.50		791 Ordinary shares
CBA Markets Limited ACN 003 485 952	Tuesday, 23 August 2016	3,701.50		673 Ordinary shares
CBA Markets Limited ACN 003 485 952	Tuesday, 23 August 2016	399.24		72 Ordinary shares

CBA Markets Limited ACN 003 485 952	Tuesday, 23 August 2016	401.87		73 Ordinary shares
CBA Markets Limited ACN 003 485 952	Tuesday, 23 August 2016	16.48		3 Ordinary shares
CBA Markets Limited ACN 003 485 952	Wednesday, 24 August 2016	7,398.15		1,333 Ordinary shares
CBA Markets Limited ACN 003 485 952	Wednesday, 24 August 2016	12,781.65		2,303 Ordinary shares
CBA Markets Limited ACN 003 485 952	Wednesday, 24 August 2016	66.42		12 Ordinary shares
CBA Markets Limited ACN 003 485 952	Wednesday, 24 August 2016	11.07		2 Ordinary shares
CBA Markets Limited ACN 003 485 952	Wednesday, 24 August 2016	11.07		2 Ordinary shares
CBA Markets Limited ACN 003 485 952	Wednesday, 24 August 2016	11.09		2 Ordinary shares
CBA Markets Limited ACN 003 485 952	Wednesday, 24 August 2016	16.61		3 Ordinary shares
CBA Markets Limited ACN 003 485 952	Wednesday, 24 August 2016	60.89		11 Ordinary shares
CBA Markets Limited ACN 003 485 952	Wednesday, 24 August 2016	3,309.93		598 Ordinary shares
CBA Markets Limited ACN 003 485 952	Wednesday, 24 August 2016	1,328.40		240 Ordinary shares
CBA Markets Limited ACN 003 485 952	Wednesday, 24 August 2016	16.61		3 Ordinary shares
CBA Markets Limited ACN 003 485 952	Wednesday, 24 August 2016	16.61		3 Ordinary shares
CBA Markets Limited ACN 003 485 952	Wednesday, 24 August 2016	11.07		2 Ordinary shares
CBA Markets Limited ACN 003 485 952	Wednesday, 24 August 2016	3,970.80		720 Ordinary shares
CBA Markets Limited ACN 003 485 952	Wednesday, 24 August 2016	3,994.75		725 Ordinary shares
CBA Markets Limited ACN 003 485 952	Thursday, 25 August 2016	1,384.96		256 Ordinary shares
CBA Markets Limited	Thursday, 25 August	3,559.78		658 Ordinary shares

ACN 003 485 952	2016			
CBA Markets Limited ACN 003 485 952	Thursday, 25 August 2016	3,980.03		735 Ordinary shares
CBA Markets Limited ACN 003 485 952	Thursday, 25 August 2016	3,976.35		735 Ordinary shares
CBA Markets Limited ACN 003 485 952	Monday, 29 August 2016	2,552.10		470 Ordinary shares
CBA Markets Limited ACN 003 485 952	Monday, 29 August 2016	228.06		42 Ordinary shares
CBA Markets Limited ACN 003 485 952	Monday, 29 August 2016	4,707.81		867 Ordinary shares
CBA Markets Limited ACN 003 485 952	Monday, 29 August 2016	1,618.14		298 Ordinary shares
CBA Markets Limited ACN 003 485 952	Monday, 29 August 2016	559.29		103 Ordinary shares
CBA Markets Limited ACN 003 485 952	Monday, 29 August 2016	21.72		4 Ordinary shares
CBA Markets Limited ACN 003 485 952	Monday, 29 August 2016	1,276.05		235 Ordinary shares
CBA Markets Limited ACN 003 485 952	Monday, 29 August 2016	521.28		96 Ordinary shares
CBA Markets Limited ACN 003 485 952	Monday, 29 August 2016	5.43		1 Ordinary shares
CBA Markets Limited ACN 003 485 952	Monday, 29 August 2016	809.07		149 Ordinary shares
CBA Markets Limited ACN 003 485 952	Monday, 29 August 2016	10.86		2 Ordinary shares
CBA Markets Limited ACN 003 485 952	Monday, 29 August 2016	4,930.44		908 Ordinary shares
CBA Markets Limited ACN 003 485 952	Monday, 29 August 2016	657.03		121 Ordinary shares
CBA Markets Limited ACN 003 485 952	Monday, 29 August 2016	21.72		4 Ordinary shares
CBA Markets Limited ACN 003 485 952	Monday, 29 August 2016	401.82		74 Ordinary shares
CBA Markets Limited ACN 003 485 952	Monday, 29 August 2016	76.02		14 Ordinary shares

CBA Markets Limited ACN 003 485 952	Monday, 29 August 2016	1,596.42		294 Ordinary shares
CBA Markets Limited ACN 003 485 952	Tuesday, 30 August 2016	2,040.35		365 Ordinary shares
CBA Markets Limited ACN 003 485 952	Wednesday, 31 August 2016	10,617.78		1,959 Ordinary shares
CBA Markets Limited ACN 003 485 952	Wednesday, 31 August 2016	7,491.16		1,367 Ordinary shares
CBA Markets Limited ACN 003 485 952	Wednesday, 31 August 2016	22,232.36		4,057 Ordinary shares
CBA Markets Limited ACN 003 485 952	Wednesday, 31 August 2016	4,866.24		888 Ordinary shares
CBA Markets Limited ACN 003 485 952	Wednesday, 31 August 2016	9,756.00		1,800 Ordinary shares
CBA Markets Limited ACN 003 485 952	Wednesday, 31 August 2016	81.30		15 Ordinary shares
CBA Markets Limited ACN 003 485 952	Wednesday, 31 August 2016	1,141.51		211 Ordinary shares
CBA Markets Limited ACN 003 485 952	Wednesday, 31 August 2016	4,295.54		794 Ordinary shares
CBA Markets Limited ACN 003 485 952	Wednesday, 31 August 2016	5,257.40		970 Ordinary shares
CBA Markets Limited ACN 003 485 952	Wednesday, 31 August 2016	4,158.00		770 Ordinary shares
CBA Markets Limited ACN 003 485 952	Thursday, 1 September 2016	3,221.40		590 Ordinary shares
CBA Markets Limited ACN 003 485 952	Thursday, 1 September 2016	3,330.60		610 Ordinary shares
CBA Markets Limited ACN 003 485 952	Thursday, 1 September 2016	18,165.42		3,327 Ordinary shares
CBA Markets Limited ACN 003 485 952	Thursday, 1 September 2016	13,377.00		2,450 Ordinary shares
CBA Markets Limited ACN 003 485 952	Friday, 2 September 2016	116.60		22 Ordinary shares
CBA Markets Limited ACN 003 485 952	Friday, 2 September 2016	1,595.30		301 Ordinary shares
CBA Markets Limited	Friday, 2 September	11,172.00		2,100 Ordinary shares

ACN 003 485 952	2016			
CBA Markets Limited ACN 003 485 952	Friday, 2 September 2016	79.80		15 Ordinary shares
CBA Markets Limited ACN 003 485 952	Friday, 2 September 2016	47.88		9 Ordinary shares
CBA Markets Limited ACN 003 485 952	Monday, 5 September 2016	499.14		94 Ordinary shares
CBA Markets Limited ACN 003 485 952	Monday, 5 September 2016	1,497.42		282 Ordinary shares
CBA Markets Limited ACN 003 485 952	Monday, 5 September 2016	536.31		101 Ordinary shares
CBA Markets Limited ACN 003 485 952	Monday, 5 September 2016	4,625.01		871 Ordinary shares
CBA Markets Limited ACN 003 485 952	Monday, 5 September 2016	1,178.82		222 Ordinary shares
CBA Markets Limited ACN 003 485 952	Monday, 5 September 2016	1,125.72		212 Ordinary shares
CBA Markets Limited ACN 003 485 952	Monday, 5 September 2016	10,577.52		1,992 Ordinary shares
CBA Markets Limited ACN 003 485 952	Tuesday, 6 September 2016	6,564.00		1,200 Ordinary shares
CBA Markets Limited ACN 003 485 952	Tuesday, 6 September 2016	5.47		1 Ordinary shares
CBA Markets Limited ACN 003 485 952	Tuesday, 6 September 2016	2,489.40		461 Ordinary shares
CBA Markets Limited ACN 003 485 952	Tuesday, 6 September 2016	20,120.40		3,726 Ordinary shares
CBA Markets Limited ACN 003 485 952	Tuesday, 6 September 2016	4,162.67		761 Ordinary shares
CBA Markets Limited ACN 003 485 952	Tuesday, 6 September 2016	9,753.01		1,783 Ordinary shares
CBA Markets Limited ACN 003 485 952	Wednesday, 7 September 2016	11,340.00		2,100 Ordinary shares
CBA Markets Limited ACN 003 485 952	Wednesday, 7 September 2016	1,986.90		370 Ordinary shares
CBA Markets Limited ACN 003 485 952	Wednesday, 7 September 2016	9,185.95		1,717 Ordinary shares

CBA Markets Limited ACN 003 485 952	Wednesday, 7 September 2016	3,926.90		734 Ordinary shares
CBA Markets Limited ACN 003 485 952	Wednesday, 7 September 2016	422.65		79 Ordinary shares
CBA Markets Limited ACN 003 485 952	Wednesday, 7 September 2016	2,016.95		377 Ordinary shares
CBA Markets Limited ACN 003 485 952	Wednesday, 7 September 2016	1,219.80		228 Ordinary shares
CBA Markets Limited ACN 003 485 952	Wednesday, 7 September 2016	1,107.45		207 Ordinary shares
CBA Markets Limited ACN 003 485 952	Wednesday, 7 September 2016	25,225.25		4,715 Ordinary shares
CBA Markets Limited ACN 003 485 952	Wednesday, 7 September 2016	27,718.35		5,181 Ordinary shares
CBA Markets Limited ACN 003 485 952	Wednesday, 7 September 2016	2,471.70		462 Ordinary shares
CBA Markets Limited ACN 003 485 952	Wednesday, 7 September 2016	8,629.55		1,613 Ordinary shares
CBA Markets Limited ACN 003 485 952	Wednesday, 7 September 2016	38,712.60		7,236 Ordinary shares
CBA Markets Limited ACN 003 485 952	Thursday, 8 September 2016	1,968.75		375 Ordinary shares
CBA Markets Limited ACN 003 485 952	Thursday, 8 September 2016	2,782.36		523 Ordinary shares
CBA Markets Limited ACN 003 485 952	Thursday, 8 September 2016	4,974.20		935 Ordinary shares
CBA Markets Limited ACN 003 485 952	Thursday, 8 September 2016	3,997.50		750 Ordinary shares
CBA Markets Limited ACN 003 485 952	Thursday, 8 September 2016	2,331.40		437 Ordinary shares
CBA Markets Limited ACN 003 485 952	Thursday, 8 September 2016	805.59		151 Ordinary shares
CBA Markets Limited ACN 003 485 952	Thursday, 8 September 2016	864.27		162 Ordinary shares
CBA Markets Limited ACN 003 485 952	Friday, 9 September 2016	675.96		129 Ordinary shares
CBA Markets Limited	Friday, 9 September	497.80		95 Ordinary shares



ACN 003 485 952	2016			
CBA Markets Limited ACN 003 485 952	Friday, 9 September 2016	1,875.92		358 Ordinary shares
CBA Markets Limited ACN 003 485 952	Friday, 9 September 2016	3,709.92		708 Ordinary shares
CBA Markets Limited ACN 003 485 952	Friday, 9 September 2016	2,389.44		456 Ordinary shares
CBA Markets Limited ACN 003 485 952	Friday, 9 September 2016	4,338.16		844 Ordinary shares
CBA Markets Limited ACN 003 485 952	Friday, 9 September 2016	483.16		94 Ordinary shares
CBA Markets Limited ACN 003 485 952	Monday, 12 September 2016	1,146.22		223 Ordinary shares
CBA Markets Limited ACN 003 485 952	Monday, 12 September 2016	154.20		30 Ordinary shares
CBA Markets Limited ACN 003 485 952	Monday, 12 September 2016	1,531.72		298 Ordinary shares
CBA Markets Limited ACN 003 485 952	Monday, 12 September 2016	611.66		119 Ordinary shares
CBA Markets Limited ACN 003 485 952	Monday, 12 September 2016	524.28		102 Ordinary shares
CBA Markets Limited ACN 003 485 952	Monday, 12 September 2016	19,466.70		3,817 Ordinary shares
CBA Markets Limited ACN 003 485 952	Monday, 12 September 2016	3,197.92		632 Ordinary shares
CBA Markets Limited ACN 003 485 952	Monday, 12 September 2016	8,116.24		1,604 Ordinary shares
CBA Markets Limited ACN 003 485 952	Monday, 12 September 2016	1,851.96		366 Ordinary shares
CBA Markets Limited ACN 003 485 952	Monday, 12 September 2016	156,277.76		29,824 Ordinary shares
CBA Markets Limited ACN 003 485 952	Tuesday, 13 September 2016	15.33		3 Ordinary shares
CBA Markets Limited ACN 003 485 952	Tuesday, 13 September 2016	357.70		70 Ordinary shares
CBA Markets Limited ACN 003 485 952	Tuesday, 13 September 2016	5.13		1 Ordinary shares

CBA Markets Limited ACN 003 485 952	Tuesday, 13 September 2016	46.21		9 Ordinary shares
CBA Markets Limited ACN 003 485 952	Tuesday, 13 September 2016	313.24		61 Ordinary shares
CBA Markets Limited ACN 003 485 952	Tuesday, 13 September 2016	216.09		42 Ordinary shares
CBA Markets Limited ACN 003 485 952	Wednesday, 14 September 2016	4,979.52		988 Ordinary shares
CBA Markets Limited ACN 003 485 952	Wednesday, 14 September 2016	8,374.20		1,642 Ordinary shares
CBA Markets Limited ACN 003 485 952	Wednesday, 14 September 2016	956.91		191 Ordinary shares
CBA Markets Limited ACN 003 485 952	Wednesday, 14 September 2016	1,022.04		204 Ordinary shares
CBA Markets Limited ACN 003 485 952	Wednesday, 14 September 2016	84.49		17 Ordinary shares
CBA Markets Limited ACN 003 485 952	Wednesday, 14 September 2016	1,729.56		348 Ordinary shares
CBA Markets Limited ACN 003 485 952	Wednesday, 14 September 2016	2,587.22		519 Ordinary shares
CBA Markets Limited ACN 003 485 952	Thursday, 15 September 2016	3,894.80		749 Ordinary shares
CBA Markets Limited ACN 003 485 952	Thursday, 15 September 2016	7,900.06		1,546 Ordinary shares
CBA Markets Limited ACN 003 485 952	Thursday, 15 September 2016	28,447.37		5,567 Ordinary shares
CBA Markets Limited ACN 003 485 952	Thursday, 15 September 2016	15,161.37		2,967 Ordinary shares
CBA Markets Limited ACN 003 485 952	Thursday, 15 September 2016	6,002.70		1,177 Ordinary shares
CBA Markets Limited ACN 003 485 952	Thursday, 15 September 2016	33,996.60		6,666 Ordinary shares
CBA Markets Limited ACN 003 485 952	Thursday, 15 September 2016	228,600.96		44,736 Ordinary shares
CBA Markets Limited ACN 003 485 952	Friday, 16 September 2016	649.20		120 Ordinary shares
CBA Markets Limited	Friday, 16 September	719.40		132 Ordinary shares

ACN 003 485 952	2016			
CBA Markets Limited ACN 003 485 952	Friday, 16 September 2016	5,021.64		962 Ordinary shares
CBA Markets Limited ACN 003 485 952	Friday, 16 September 2016	1,976.00		380 Ordinary shares
CBA Markets Limited ACN 003 485 952	Friday, 16 September 2016	1,968.75		375 Ordinary shares
CBA Markets Limited ACN 003 485 952	Tuesday, 20 September 2016	1,990.60		370 Ordinary shares
CBA Markets Limited ACN 003 485 952	Tuesday, 20 September 2016	229.19		43 Ordinary shares
CBA Markets Limited ACN 003 485 952	Tuesday, 20 September 2016	1,524.38		286 Ordinary shares
CBA Markets Limited ACN 003 485 952	Tuesday, 20 September 2016	1,561.69		293 Ordinary shares
CBA Markets Limited ACN 003 485 952	Tuesday, 20 September 2016	1,508.39		283 Ordinary shares
CBA Markets Limited ACN 003 485 952	Tuesday, 20 September 2016	836.81		157 Ordinary shares
CBA Markets Limited ACN 003 485 952	Tuesday, 20 September 2016	1,561.69		293 Ordinary shares
CBA Markets Limited ACN 003 485 952	Tuesday, 20 September 2016	1,028.69		193 Ordinary shares
CBA Markets Limited ACN 003 485 952	Wednesday, 21 September 2016	15.90		3 Ordinary shares
CBA Markets Limited ACN 003 485 952	Wednesday, 21 September 2016	174.90		33 Ordinary shares
CBA Markets Limited ACN 003 485 952	Wednesday, 21 September 2016	715.50		135 Ordinary shares
CBA Markets Limited ACN 003 485 952	Wednesday, 21 September 2016	254.40		48 Ordinary shares
CBA Markets Limited ACN 003 485 952	Wednesday, 21 September 2016	47.70		9 Ordinary shares
CBA Markets Limited ACN 003 485 952	Wednesday, 21 September 2016	74.20		14 Ordinary shares
CBA Markets Limited ACN 003 485 952	Wednesday, 21 September 2016	858.60		162 Ordinary shares

CBA Markets Limited ACN 003 485 952	Wednesday, 21 September 2016	683.70		129 Ordinary shares
CBA Markets Limited ACN 003 485 952	Wednesday, 21 September 2016	1,054.70		199 Ordinary shares
CBA Markets Limited ACN 003 485 952	Wednesday, 21 September 2016	1,091.80		206 Ordinary shares
CBA Markets Limited ACN 003 485 952	Wednesday, 21 September 2016	1,777.76		328 Ordinary shares
CBA Markets Limited ACN 003 485 952	Wednesday, 21 September 2016	2,265.56		418 Ordinary shares
CBA Markets Limited ACN 003 485 952	Wednesday, 21 September 2016	9,848.14		1,817 Ordinary shares
CBA Markets Limited ACN 003 485 952	Wednesday, 21 September 2016	4,325.16		798 Ordinary shares
CBA Markets Limited ACN 003 485 952	Wednesday, 21 September 2016	3,333.30		615 Ordinary shares
CBA Markets Limited ACN 003 485 952	Wednesday, 21 September 2016	2,341.44		432 Ordinary shares
CBA Markets Limited ACN 003 485 952	Wednesday, 21 September 2016	497.26		92 Ordinary shares
CBA Markets Limited ACN 003 485 952	Wednesday, 21 September 2016	335.11		62 Ordinary shares
CBA Markets Limited ACN 003 485 952	Wednesday, 21 September 2016	830.79		153 Ordinary shares
CBA Markets Limited ACN 003 485 952	Wednesday, 21 September 2016	157.32		29 Ordinary shares
CBA Markets Limited ACN 003 485 952	Wednesday, 21 September 2016	508.07		94 Ordinary shares
CBA Markets Limited ACN 003 485 952	Wednesday, 21 September 2016	432.40		80 Ordinary shares
CBA Markets Limited ACN 003 485 952	Wednesday, 21 September 2016	3,163.93		587 Ordinary shares
CBA Markets Limited ACN 003 485 952	Wednesday, 21 September 2016	378.35		70 Ordinary shares
CBA Markets Limited ACN 003 485 952	Wednesday, 21 September 2016	875.61		162 Ordinary shares
CBA Markets Limited	Wednesday, 21	367.54		68 Ordinary shares

ACN 003 485 952	September 2016			
CBA Markets Limited ACN 003 485 952	Thursday, 22 September 2016	1,981.95		365 Ordinary shares
CBA Markets Limited ACN 003 485 952	Thursday, 22 September 2016	1,974.65		365 Ordinary shares
CBA Markets Limited ACN 003 485 952	Thursday, 22 September 2016	1,988.00		355 Ordinary shares
CBA Markets Limited ACN 003 485 952	Thursday, 22 September 2016	931.86		167 Ordinary shares
CBA Markets Limited ACN 003 485 952	Thursday, 22 September 2016	892.80		160 Ordinary shares
CBA Markets Limited ACN 003 485 952	Thursday, 22 September 2016	340.38		61 Ordinary shares
CBA Markets Limited ACN 003 485 952	Thursday, 22 September 2016	903.96		162 Ordinary shares
CBA Markets Limited ACN 003 485 952	Thursday, 22 September 2016	8,651.07		1,611 Ordinary shares
CBA Markets Limited ACN 003 485 952	Thursday, 22 September 2016	1,256.58		234 Ordinary shares
CBA Markets Limited ACN 003 485 952	Thursday, 22 September 2016	2,020.20		370 Ordinary shares
CBA Markets Limited ACN 003 485 952	Friday, 23 September 2016	2,093.36		382 Ordinary shares
CBA Markets Limited ACN 003 485 952	Friday, 23 September 2016	1,988.00		355 Ordinary shares
CBA Markets Limited ACN 003 485 952	Friday, 23 September 2016	1,756.80		320 Ordinary shares
CBA Markets Limited ACN 003 485 952	Friday, 23 September 2016	949.77		173 Ordinary shares
CBA Markets Limited ACN 003 485 952	Friday, 23 September 2016	741.15		135 Ordinary shares
CBA Markets Limited ACN 003 485 952	Friday, 23 September 2016	828.00		150 Ordinary shares
CBA Markets Limited ACN 003 485 952	Friday, 23 September 2016	1,963.50		350 Ordinary shares
CBA Markets Limited ACN 003 485 952	Friday, 23 September 2016	1,963.15		355 Ordinary shares

CBA Markets Limited ACN 003 485 952	Friday, 23 September 2016	3,002.95		545 Ordinary shares
CBA Markets Limited ACN 003 485 952	Friday, 23 September 2016	3,168.48		574 Ordinary shares
CBA Markets Limited ACN 003 485 952	Friday, 23 September 2016	916.32		166 Ordinary shares
CBA Markets Limited ACN 003 485 952	Friday, 23 September 2016	270.23		49 Ordinary shares
CBA Markets Limited ACN 003 485 952	Friday, 23 September 2016	38.60		7 Ordinary shares
CBA Markets Limited ACN 003 485 952	Friday, 23 September 2016	165.45		30 Ordinary shares
CBA Markets Limited ACN 003 485 952	Friday, 23 September 2016	1,970.50		350 Ordinary shares
CBA Markets Limited ACN 003 485 952	Friday, 23 September 2016	1,784.25		325 Ordinary shares
CBA Markets Limited ACN 003 485 952	Friday, 23 September 2016	5.49		1 Ordinary shares
CBA Markets Limited ACN 003 485 952	Friday, 23 September 2016	3,480.66		634 Ordinary shares
CBA Markets Limited ACN 003 485 952	Monday, 26 September 2016	2,317.07		419 Ordinary shares
CBA Markets Limited ACN 003 485 952	Monday, 26 September 2016	1,974.21		357 Ordinary shares
CBA Markets Limited ACN 003 485 952	Monday, 26 September 2016	5,706.96		1,032 Ordinary shares
CBA Markets Limited ACN 003 485 952	Tuesday, 27 September 2016	2,142.45		405 Ordinary shares
CBA Markets Limited ACN 003 485 952	Tuesday, 27 September 2016	539.58		102 Ordinary shares
CBA Markets Limited ACN 003 485 952	Tuesday, 27 September 2016	2,237.67		423 Ordinary shares
CBA Markets Limited ACN 003 485 952	Tuesday, 27 September 2016	1,581.71		299 Ordinary shares
CBA Markets Limited ACN 003 485 952	Tuesday, 27 September 2016	2,412.24		456 Ordinary shares
CBA Markets Limited	Tuesday, 27 September	3,004.72		568 Ordinary shares


ACN 003 485 952	2016			
CBA Markets Limited ACN 003 485 952	Tuesday, 27 September 2016	830.53		157 Ordinary shares
CBA Markets Limited ACN 003 485 952	Tuesday, 27 September 2016	8,010.40		1,520 Ordinary shares
CBA Markets Limited ACN 003 485 952	Wednesday, 28 September 2016	490.68		94 Ordinary shares
CBA Markets Limited ACN 003 485 952	Wednesday, 28 September 2016	1,748.70		335 Ordinary shares
CBA Markets Limited ACN 003 485 952	Wednesday, 28 September 2016	1,038.78		199 Ordinary shares
CBA Markets Limited ACN 003 485 952	Wednesday, 28 September 2016	2,129.76		408 Ordinary shares
CBA Markets Limited ACN 003 485 952	Wednesday, 28 September 2016	2,171.52		416 Ordinary shares
CBA Markets Limited ACN 003 485 952	Wednesday, 28 September 2016	746.46		143 Ordinary shares
CBA Markets Limited ACN 003 485 952	Wednesday, 28 September 2016	1,581.66		303 Ordinary shares
CBA Markets Limited ACN 003 485 952	Wednesday, 28 September 2016	1,983.60		380 Ordinary shares
CBA Markets Limited ACN 003 485 952	Wednesday, 28 September 2016	2,358.70		458 Ordinary shares
CBA Markets Limited ACN 003 485 952	Thursday, 29 September 2016	1,983.60		380 Ordinary shares
CBA Markets Limited ACN 003 485 952	Thursday, 29 September 2016	5,808.80		1,096 Ordinary shares
CBA Markets Limited ACN 003 485 952	Thursday, 29 September 2016	4,483.80		846 Ordinary shares
CBA Markets Limited ACN 003 485 952	Thursday, 29 September 2016	606.05		115 Ordinary shares
CBA Markets Limited ACN 003 485 952	Thursday, 29 September 2016	126.48		24 Ordinary shares
CBA Markets Limited ACN 003 485 952	Thursday, 29 September 2016	121.21		23 Ordinary shares
CBA Markets Limited ACN 003 485 952	Thursday, 29 September 2016	4,699.20		890 Ordinary shares

CBA Markets Limited ACN 003 485 952	Thursday, 29 September 2016	4,020.40		760 Ordinary shares
CBA Markets Limited ACN 003 485 952	Thursday, 29 September 2016	1,965.00		375 Ordinary shares
CBA Markets Limited ACN 003 485 952	Thursday, 29 September 2016	1,991.20		380 Ordinary shares
CBA Markets Limited ACN 003 485 952	Friday, 30 September 2016	5.13		1 Ordinary shares
CBA Markets Limited ACN 003 485 952	Friday, 30 September 2016	1,062.96		206 Ordinary shares
CBA Markets Limited ACN 003 485 952	Friday, 30 September 2016	1,992.90		390 Ordinary shares
CBA Markets Limited ACN 003 485 952	Friday, 30 September 2016	3,533.04		701 Ordinary shares
CBA Markets Limited ACN 003 485 952	Friday, 30 September 2016	14,605.92		2,898 Ordinary shares
CBA Markets Limited ACN 003 485 952	Tuesday, 4 October 2016	6,028.23		1,189 Ordinary shares
CBA Markets Limited ACN 003 485 952	Tuesday, 4 October 2016	3,843.06		758 Ordinary shares
CBA Markets Limited ACN 003 485 952	Wednesday, 5 October 2016	3,957.90		790 Ordinary shares
CBA Markets Limited ACN 003 485 952	Wednesday, 5 October 2016	1,971.05		395 Ordinary shares
CBA Markets Limited ACN 003 485 952	Wednesday, 5 October 2016	8,686.00		1,720 Ordinary shares
CBA Markets Limited ACN 003 485 952	Wednesday, 5 October 2016	1,272.60		252 Ordinary shares
CBA Markets Limited ACN 003 485 952	Wednesday, 5 October 2016	1,980.00		400 Ordinary shares
CBA Markets Limited ACN 003 485 952	Thursday, 6 October 2016	1,982.90		395 Ordinary shares



**Annexure C**

This is annexure C referred to in Form 603, Notice of initial substantial holder dated **06/10/2016**



Carla Collingwood      Company Secretary      Dated the 11 October 2016

Commonwealth Bank of Australia will, if requested by the company or responsible entity to whom this form must be given or by the Australian Securities and Investments Commission (ASIC), give a copy of one or more of the following agreements to the company, responsible entity or ASIC (as appropriate).

**Barclays Capital Securities Ltd**

Type of agreement:	Global Master Securities Lending Agreement
Parties to agreement:	(1) Commonwealth Bank of Australia and (2) Barclays Capital Securities Ltd
Can the parties exercise voting rights attaching to the securities?	No
If yes, in what circumstances?	N/A
Date on which the securities were (or are) expected to be delivered to the borrower or its nominee (ie borrow date):	The dates indicated in Annexure B on which securities were borrowed.
Scheduled date (if any) when the securities are expected to be returned to the borrower or its nominee (ie return date):	Any particular day.
Does the borrower have the right to return the securities early? [Yes/No]	Yes
If yes, in which circumstances?	At any time subject to giving notice.
Does the lender have the right to recall the securities early (ie before the scheduled return date)? [Yes/No]	Yes
If yes, in which circumstances?	At any time subject to giving notice.
Are there circumstances in which the borrower will not be required to return the securities on settlement? [Yes/No]	No
If yes, in which circumstances?	N/A

**UBS AG (Agreement 2)**

Type of agreement:	Australian Master Securities Lending Agreement
--------------------	--

Parties to agreement:	(1) UBS AG; and (2) Colonial First State Investments Limited
Can the parties exercise voting rights attaching to the securities?	No
If yes, in what circumstances?	N/A
Date on which the securities were (or are) expected to be delivered to the borrower or its nominee (ie borrow date):	The dates indicated in Annexure B on which securities were borrowed.
Scheduled date (if any) when the securities are expected to be returned to the borrower or its nominee (ie return date):	Any particular day.
Does the borrower have the right to return the securities early? [Yes/No]	Yes
If yes, in which circumstances?	At any time subject to giving notice.
Does the lender have the right to recall the securities early (ie before the scheduled return date)? [Yes/No]	Yes
If yes, in which circumstances?	At any time subject to giving notice.
Are there circumstances in which the borrower will not be required to return the securities on settlement? [Yes/No]	No
If yes, in which circumstances?	N/A